



TOOLS & EQUIPMENT CATALOGUE



NEW

ABAC 3HP 100L BELT DRIVE COMPRESSOR

- Highest quality ABAC components for demanding professional applications
- 400 L/min (14.1 CFM) FAD
- 490 L/min (17.3 CFM) Pump Displacement
- 3HP 240V 15A motor
- 145 PSI (10 Bar) Max. Pressure
- 1,000RPM Pump
- Noise: 73dB at pump
- Premium Condor pressure switch
- Twin Nitto-style coupler outlets
- 3 year motor and pump warranty



• \$1799

| PART NO. | F.A.D | TANK SIZE |
|---------------|----------|-----------|
| ABAC351-30100 | 400L/min | 100L |

ON SALE !

ITM 250MM BENCH GRINDER WITH MULTITOOL 48" BELT ATTACHMENT

- 10" Bench grinder with Powerful 900W 1.3HP motor
- Genuine Multitool PO482 with 1220 x 50mm belt
- Emergency Stop NVR Safety Switch
- 178mm disc
- 25mm wide grinding wheel
- Extra heavy-duty tool rest
- Industrial quality for demanding professional workshops



NORMALLY \$1100
• NOW \$799

| PART NO. | BELT SIZE | WHEEL SIZE | MOTOR |
|-----------|------------------------|-------------|-------|
| PO482-250 | 1220 x 50mm (48" x 2") | 250mm (10") | 900W |

ON SALE !

NORMALLY \$7195
• NOW \$6495

TENG TOOLS 1033 PCE MEGA MASTER 19 DRAWER METRIC/AF TOOL KIT


1033 PCE

1/4" 3/8" 1/2" 3/4"

- A complete tool kit covering the requirements of most users
- All the tools are laid out in individual tool modules using the TengTools Tool Control system, easy to see if any tools have been mislaid or lost
- Red or Black 26" 19 drawer system inc. top box, middle box & roller cabinet

- 19 Drawer
- 26" Wide Cabinet
- Heavy Gauge Steel
- 5-Step Rust Protection
- 5" Castor Wheels with Brakes
- 3 Step Ball Bearing Slides
- Comfort Grip Handle
- Combination Lock

VIEW THE TOOL KIT CONTENTS ONLINE



| PART NO. | COLOUR | PIECES |
|----------------|--------|--------|
| TE-TKS26B1033T | Black | 1033 |
| TE-TKS26R1033T | Red | 1033 |

OUR LEADING BRANDS:



TENG TOOLS 8" HEAVY DUTY LONG NOSE PLIERS

- Jaws with a serrated grip for increased gripping power
- Chrome molybdenum alloy steel for durability and strength
- TPR grip for a more secure and comfortable grip
- 80° cutting edge angle



• \$49

| PART NO. | DESCRIPTION |
|-------------|-----------------------------|
| TE-MB461-8T | 8" Long Nose Plier TPR Grip |

TENG TOOLS 8" HEAVY DUTY SIDE CUTTING PLIERS

- Chrome molybdenum steel
- 80° cutting edge angle
- High leverage function for increased cutting capacity
- TPR grip for a more secure and comfortable grip



• \$59

| PART NO. | DESCRIPTION |
|-------------|---|
| TE-MB442-8T | 8" Heavy Duty Side Cutting Plier TPR Grip |

TENG TOOLS 8" HEAVY DUTY COMBINATION / LINESMAN PLIERS

- High leverage function for increased gripping and cutting power
- Features a pipe grip with serrated jaw for a more secure grip
- Chrome molybdenum alloy steel for durability and strength
- TPR grip for a more secure and comfortable grip
- 80° cutting edge angle



• \$59

| PART NO. | DESCRIPTION |
|-------------|--|
| TE-MB452-8T | 8" Heavy Duty Combination Plier TPR Grip |

TENG TOOLS 10" HEAVY DUTY WATER PUMP PLIERS

- Pipe grip with serrated jaws for increased grip
- Chrome vanadium steel construction
- TPR grip for a more secure and comfortable grip
- 3-38mm Capacity



• \$57

| PART NO. | DESCRIPTION |
|--------------|-------------------------------|
| TE-MB481-10T | 10" Water Pump Plier TPR Grip |

TENG TOOLS 10" ONE HAND QUICK SET WATER PUMP PLIERS

- Position the upper jaw against the work piece and press the button to close the jaw
- Pipe grip with 60HRC serrated jaws for increased grip
- 50mm maximum jaw opening



• \$89

| PART NO. | DESCRIPTION |
|--------------|--|
| TE-MB482-10Q | 10" One Hand Quick Set Water Pump Plier Vinyl Grip |

TENG TOOLS 16" GROOVE JOINT WATER PUMP PLIERS

- Non slip groove joints for use with higher force
- Vinyl grip for easier use in pockets or tool pouches
- 50mm maximum jaw opening



• \$109

| PART NO. | DESCRIPTION |
|----------|------------------------------------|
| TE-MB416 | 16" Groove Joint Water Pump Pliers |

TENG TOOLS 4 PIECE PLIER SET WITH TPR GRIP

- 10" water pump pliers
- 6" side cutter pliers
- 7" combo pliers
- 8" long nose pliers
- TPR Grip
- Organised in a tool tray module size 1 (TT1)



• \$159

| PART NO. | DESCRIPTION |
|------------|--|
| TE-TT440-T | 10" water pump, 6" side cutter, 7" combo, 8" long nose |

TENG TOOLS 4 PIECE 7" CIRCLIP PLIER SET

- Straight inner, Straight outer, Bent inner, Bent outer
- 1.8mm tip
- 19 to 60mm capacity
- Return spring for easier use
- Vinyl grip for easier use in pockets or tool pouches
- Organised in a tool tray module size 1 (TT1)



• \$139

| PART NO. | DESCRIPTION |
|------------|------------------------------|
| TE-TT474-7 | 4 Piece 7" Circlip Plier Set |

TENG TOOLS 12 PIECE METRIC COMBINATION SPANNER SET

- 8 to 19mm Metric Combination Spanners
- Offset at 15° for easier use on flat surfaces
- Chrome vanadium satin finish
- Organised in a tool tray module size 1

NORMALLY \$146
NOW \$99
 SAVE \$47



| PART NO. | CONTENTS |
|-----------|--|
| TE-TT1236 | 8, 9, 10, 11, 12, 13, 14, 15, 16, 17, 18, 19mm |

TENG TOOLS 17 PIECE METRIC COMBINATION SPANNER SET

- 6 to 22mm Metric Combination Spanners
- Offset at 15° for easier use on flat surfaces
- Chrome vanadium satin finish
- Supplied in heavy duty roll wallet



| PART NO. | CONTENTS |
|-----------|--|
| TE-6517MM | 6, 7, 8, 9, 10, 11, 12, 13, 14, 15, 16, 17, 18, 19, 20, 21, 22mm |

TENG TOOLS 26 PIECE COMBINATION SPANNER SET

- 6 to 32mm Metric Combination Spanners
- Offset at 15° for easier use on flat surfaces
- Chrome vanadium satin finish
- Supplied in heavy duty roll wallet



| PART NO. | CONTENTS |
|-----------|--|
| TE-6526MM | 6, 7, 8, 9, 10, 11, 12, 13, 14, 15, 16, 17, 18, 19, 20, 21, 22, 23, 24, 25, 26, 27, 28, 29, 30, 32mm |

TENG TOOLS 11 PIECE METRIC DOUBLE RING SPANNER SET

- 6 to 32mm. Different size at each end to give 22 sizes in total
- Double curved heads offset at 75° for easier use on flat surfaces
- Organised in a tool tray module size X4



| PART NO. | CONTENTS |
|------------|--|
| TE-TTX6311 | 6, 7, 8, 9, 10, 11, 12, 13, 14, 15, 16, 17, 18, 19, 20, 21, 22, 23, 24, 27, 30, 32mm |

TENG TOOLS STANDARD SERIES ADJUSTABLE WRENCHES

- Integral measurement scale on the jaw
- Moving jaw does not protrude allowing use in confined spaces
- High grade chrome vanadium steel with a black phosphate finish



| PART NO. | SIZE | JAW OPENING | PRICE |
|----------|-------------|-------------|----------|
| TE-4001 | 100mm / 4" | 17mm | \$35.00 |
| TE-4002 | 150mm / 6" | 24mm | \$36.00 |
| TE-4003 | 200mm / 8" | 28mm | \$44.00 |
| TE-4004 | 250mm / 10" | 33mm | \$55.00 |
| TE-4005 | 300mm / 12" | 38mm | \$70.00 |
| TE-4006 | 375mm / 15" | 50mm | \$139.00 |
| TE-4007 | 450mm / 18" | 60mm | \$239.00 |
| TE-4008 | 600mm / 24" | 80mm | \$495.00 |

TENG TOOLS WIDE JAW SERIES ADJUSTABLE WRENCHES

- Integral measurement scale
- Extra wide jaw opening increases the bolt sizes that can be worked on
- Moving jaw does not protrude allowing use in confined spaces
- Bi-material handle for extra comfort
- High grade chrome vanadium steel with a black phosphate finish



| PART NO. | SIZE | JAW OPENING | PRICE |
|-------------|-----------------|-------------|----------|
| TE-4002WT | 170mm / 7" | 34mm | \$65.00 |
| TE-4003WT | 200mm / 8" | 38mm | \$75.00 |
| TE-4004WT | 250mm / 10" | 50mm | \$89.00 |
| TE-4005WT | 300mm / 12" | 60mm | \$149.00 |
| TE-WTCOMBO | 7" & 8" COMBO | | \$119.00 |
| TE-WTCOMBO2 | 10" & 12" COMBO | | \$209.00 |

12 Pieces

3/8"

3/8" DRIVE 12 PIECE METRIC SOCKET SET

• \$85

- 8, 10, 11, 12, 13, 14, 15, 16, 17, 19mm 6pt sockets
- Premium FRP Teng Tools ratchet
- Supplied in a handy pocket sized holder with a clip rail facility for adding additional sockets or accessories



| PART NO. | CONTENTS |
|------------|---|
| TE-M3812N1 | 8, 10, 11, 12, 13, 14, 15, 16, 17, 19mm, 75mm Extension, 3/8" Ratchet |

36 Pieces

1/4"

SOCKET SET

• \$89

- 1/4" FRP Soft Grip Ratchet - 45 Teeth
- 50mm & 100mm Extension bars
- Universal joint & 3/8"F to 1/4"M Adaptor
- Bit adaptor hex bit coupler
- 6pt Sockets 4mm, 5mm, 5.5mm, 6mm, 7mm, 8mm, 10mm, 11mm, 12mm, 13mm
- 6pt Deep Sockets 6mm, 7mm, 8mm, 10mm, 12mm, 13mm
- Flat Bits 4mm, 5.5mm
- PH Bits PH1, PH2, PZ Bits PZ1, PZ2
- TX Bits TX10, TX15, TX20, HEX Bits 5mm, 6mm



| PART NO. | PIECES | DRIVE |
|----------|--------|-------|
| TE-T1436 | 36 | 1/4" |

39 Pieces

3/8"

MECCA PRO SOCKET SET

NORMALLY \$205
• NOW \$155

- 3/8" FRP Soft Grip Ratchet - 45 Teeth
- 75mm Wobble extension bar
- 150mm Extension bar
- Universal joint & 1/2"F to 3/8"M Adaptor
- Bit adaptor hex bit coupler
- 6pt Sockets 8mm to 22mm
- 6pt Deep Sockets 8mm to 19mm
- Flat Bits 4mm, 5.5mm
- PH Bits PH1, PH2
- PZ Bits PZ1, PZ2
- TX Bits TX10, TX15, TX20
- HEX Bits 5mm, 6mm



| PART NO. | PIECES | DRIVE |
|----------|--------|-------|
| TE-T3839 | 39 | 3/8" |

48 Pieces

3/8"

MECCA PRO TOOL SET

NORMALLY \$555
• NOW \$449

- 3/8" FRP Soft Grip Ratchet - 45 Teeth
- 75mm & 150mm Extension bars
- Universal joint & 1/2"F to 3/8"M Adaptor
- Bit adaptor hex bit coupler
- 6pt Sockets 8mm to 19mm
- 6pt AF Sockets 7/16" to 11/16"
- Spark plug sockets 16 & 21mm
- 5x Pliers
- 200mm Adjustable Wrench
- 3x Flat & 3x PH Screwdrivers
- Combo Spanners 8-19mm
- Combo Spanners AF 7/16 to 11/16"



| PART NO. | PIECES | DRIVE |
|----------|--------|-------|
| TE-T3848 | 48 | 3/8" |

68 Pieces

1/2"

MECCA PRO TOOL SET

NORMALLY \$615
• NOW \$449

- 1/2" FRP Soft Grip Ratchet - 45 Teeth
- 63.5mm & 150mm Extensions bar
- Universal joint & 3/8"F to 1/2"M Adaptor
- 12pt Sockets 10mm to 32mm
- 160mm Side cutting pliers
- 185mm Combination pliers
- 160mm Long nose pliers
- 240mm Water pump pliers
- 3x Flat & 3x PH Screwdrivers
- Combo Spanners 8 to 19mm
- 1/4" Hex Bits - Flat PH, PZ, Hex, TX, TPX, SQ



| PART NO. | PIECES | DRIVE |
|----------|--------|-------|
| TE-T1268 | 68 | 1/2" |

95 Pieces

1/4"

MECCA PRO TOOL SET

NORMALLY \$490
• NOW \$390

- 1/4" & 1/2" FRP Soft Grip Ratchet - 45 Teeth
- 1/4" Spinner Handle & 4x Extensions bars
- 2x Universal joints & 3/8"F to 1/2"M Adaptor
- 1/4" Sliding T Bar & 1/4" magnetic bit holder
- 1/4" Hex bit coupler & Hex socket adaptor
- 6pt 1/4" Sockets 4 to 13mm
- 6pt 1/4" Deep Sockets 4 to 13mm
- 6pt 1/2" Sockets 10 to 32mm
- 1/2" Spark plug socket 21mm
- Hex Keys 1.5mm, 2mm, 2.5mm
- 2x Flat, 2x PH & 2x PZ Screwdrivers
- Combination Spanners 8mm to 17mm
- 1/4" Drive Bits - Flat PH, PZ, Hex & TX



| PART NO. | PIECES | DRIVE |
|----------|--------|-------------|
| TE-TM095 | 95 | 1/4" & 1/2" |

127 Pieces

1/4"

TOOL SET

NORMALLY \$540
• NOW \$399

- 1/4" & 3/8" FRP Soft Grip Ratchet - 45 Teeth
- 1/4" Ratcheting Bits Driver Set
- 6x Extensions bars & 9x Adaptors & Joints
- 6pt 1/4" Sockets 4 to 13mm
- 6pt 1/4" Deep Sockets 6 to 13mm
- 6pt 1/4" AF Sockets 3/16" to 1/2"
- 6pt 3/8" Sockets 8 to 22mm
- 6pt 3/8" AF Sockets 5/16" to 7/8"
- 3/8" Spark plug sockets 16 & 21mm
- 12pt 1/2" Sockets 19mm to 32mm
- Adjustable Wrench Wide Jaw 250mm
- Combination Spanners 8mm to 19mm
- 1/4" Drive Bits - Flat PH, PZ, Hex & TX



| PART NO. | PIECES | DRIVE |
|----------|--------|-------------------|
| TE-TM127 | 127 | 1/4", 3/8" & 1/2" |

105 Pieces

1/2"

HEAVY DUTY TOOL SET

NORMALLY \$890
• NOW \$690

- 1/2" Dr sockets 8-32mm, Inhex 5-19mm
- 1/2" Dr ratchet, 17" breaker bar, 5" extn bar
- Combination spanners 8-32mm
- Side cutting, combo & 10" water pump pliers
- Blade type & ratcheting screwdriver
- 29 pce 1/4" Drive Bits Set with mini ratchet including Flat, PH, PZ, Hex, TX, TPX, SQ
- Hex keys 1.5-10mm
- Ball pein hammer Hammer 24 Oz
- Shifters 6" & 12"
- 125° hook, Telescopic pick-up tool



| PART NO. | PIECES | WEIGHT |
|------------|--------|--------|
| TE-THDV105 | 105 | 14kg |

TENG TOOLS 7 PIECE SCREWDRIVER SET

- TT-MV PLUS steel alloy for greater strength and material flexibility
- Ergonomically designed handle moulded around the blade for a higher torque capacity
- Hanging hole in the handle for use as a T handle or with a fall protection wire
- Organised in a tool tray module size 1 (TT1)



| PART NO. | CONTENTS |
|-----------|--|
| TE-TT917N | 7pc Screwdrivers, Flat 3mm, 5.5mm, 6.5mm, PH0, PH1, PH2, PZ2 |

NORMALLY \$85

NOW \$65

TENG TOOLS 272 PIECE 26" METRIC/AF TOOL KIT

272 PCE

1/4" 3/8" 1/2"

- 5 Drawer Deep Top Chest
- 7 Drawer Roller Cabinet
- 1/4" Dr. 89pc Metric Socket Set
- 3/8" Dr. 36pc Metric Socket Set
- 13pc Extension Bar Set
- 1/2" Dr. 27pc Metric Socket Set
- 11pc Screwdriver Set
- 5pc Screwdriver Set
- 15pc Combination Spanner Set 5.5 to 19mm
- 7pc Combination Spanner Set 20 to 32mm
- 5pc Plier Set
- 62 Pc AF Spanner and Socket Tool Set



NORMALLY \$3695

NOW \$3495

SAVE \$200

VIEW THE TOOL KIT CONTENTS ONLINE



| PART NO. | COLOUR | PIECES |
|-----------------|--------|--------|
| TE-TCM272EVAN | RED | 272 |
| TE-TCM272EVANBK | BLACK | 272 |

TENG TOOLS 35 PIECE 1/4" & 3/8" DRIVE BITS SOCKET SET

- HEX, TX, PH, PZ & Flat type,
- 2 adaptor drives
- Chrome vanadium satin finished sockets



| PART NO. | CONTENTS |
|-----------|--|
| TE-TTBS35 | 35pc 1/4"and 3/8"Drive Bits HEX, TX, PH, PZ & Flat type, 2 adaptor |

NORMALLY \$132

NOW \$99

TENG TOOLS 741 PIECE 26" METRIC/AF TOOL KIT

741 PCE

1/4" 3/8" 1/2"

- 1/4", 3/8" & 1/2" drive Metric & AF
- Complete with a shelf for power tools on the side, 2 magnets to hold a power board & a rubber-protected cable hole to access the top space as a charging station
- The kit covers CR-V sockets in standard & deep, TX, TPX, TX-E, HEX, PH, PZ, Blade, Ribe & Spline, ratchets & accessories, impact sockets & accessories, combination spanners, wide-mouth shifters, screwdrivers, T-handle HEX & TX keys, pliers, locking pliers, torque wrenches, tap & dies set, rivet & nut-rivet gun & general tools



VIEW THE TOOL KIT CONTENTS ONLINE



| PART NO. | DESCRIPTION |
|-------------|--------------------------------------|
| TE-TCMME741 | 741 Pce 12 Drawer Metric/af Tool Kit |

NORMALLY \$6495

NOW \$5395

SAVE \$1100

TENG TOOLS 1008 PIECE 37" METRIC/AF TOOL KIT

1008 PCE

1/4" 3/8" 1/2"

- 1/4", 3/8" & 1/2" drives Metric & Imperial (AF)
- Complete with 2x shelves, 100mm bench vice and paper towel holder (towel not inc.)
- The kit covers CR-V sockets in standard & deep, TX, TPX, TX-E, HEX, PH, PZ, Blade, Ribe & Spline, ratchets & accessories, impact sockets & accessories, combination spanners, electrical tools & VDE, screwdrivers, T-handle HEX & TX keys, pliers, locking pliers, torque wrench, rivet & nut-rivet gun & general tools



VIEW THE TOOL KIT CONTENTS ONLINE



| PART NO. | CONTENTS |
|----------------|---|
| TE-TKW37B1008T | 1008 Pce 8 Drawer 36" Roller Cabinet Metric/af Tool Kit |

NORMALLY \$7095

NOW \$5995

SAVE \$1100

NEW

ITM 500KG COMPACT ELECTRIC CHAIN HOIST

- Compact yet Heavy Duty design
 - Industrial quality, designed for professional workshop applications
 - Up/Down Pendant controller with Emergency Stop switch
 - Weight overload limiter for safety
 - Single phase, 1300w 240V motor
 - Upper and lower limit switches to prevent chain runout
 - Chain length can be altered by ITM to your required length
 - Tested & certified to AS 1418.2
 - Test certificate & user manual supplied
- *Arriving Late-September 2024



FROM \$1495

| PART NO. | RATED CAPACITY | STANDARD LIFT | LIFT SPEED | NET WEIGHT |
|--------------|----------------|---------------|------------|------------|
| TM9000-00503 | 500kg | 3m | 5m/min | 19kg |

NEW

ITM BUILDERS WIRE ROPE HOISTS

- Designed for use on building sites and multi-storey unit construction sites
 - Industrial grade 240V Motors
 - Dual brake system & safety auto brake in case of power loss
 - 7m Length pendant controller with E-Stop
 - Tested & certified to AS 1418.2
 - Test certificate & user manual supplied
 - Optional wireless remote available - \$329.00
- *Arriving Late-September 2024



FROM \$1299

| PART NO. | RATED CAPACITY | MAXIMUM LIFT HEIGHT | LIFT SPEED | MOTOR | PRICE |
|--------------|----------------|---------------------|------------|-------|-----------|
| TM9006-30030 | 300kg | 30m | 19m/min | 1600W | \$1299.00 |
| TM9006-36060 | 360kg | 60m | 13m/min | 1600W | \$1449.00 |
| TM9006-50030 | 500kg | 30m | 13m/min | 1800W | \$1649.00 |

ITM 240V ELECTRIC CHAIN HOISTS

- Japanese technology with dual braking system to ensure safe and reliable operation
- Weight overload limiter for safety
- Thermal overload motor protection
- Single phase, 240V motor
- Upper and lower limit switches to prevent chain runout
- Chain length can be altered by ITM to your required length
- Tested & certified to AS 1418.2
- Test certificate & user manual supplied
- 500kg, Also Available
- Dual speed models, also available half button press for low speed



FROM \$2499

| PART NO. | RATED CAPACITY | CHAIN DROPS | LIFT SPEED | NET WEIGHT | PRICE |
|--------------|----------------|-------------|------------|------------|-----------|
| TM9001-01003 | 1.0 Tonne | 1 | 6m/min | 60kg | \$2499.00 |
| TM9001-02003 | 2.0 Tonne | 2 | 3m/min | 65kg | \$2899.00 |
| TM9001-03003 | 3.0 Tonne | 3 | 2m/min | 73kg | \$3999.00 |

NEW

ITM BRUSHLESS BUILDERS WIRE ROPE HOISTS

- Extra powerful brushless 240V Motor with 50% duty cycle for high use applications
 - Variable Speed
 - Robust construction
 - Dual brake system & safety auto brake in case of power loss
 - 7m Length pendant controller with E-Stop
 - Tested & certified to AS 1418.2
 - Test certificate & user manual supplied
 - Optional wireless remote available - \$375.00
- *Arriving Late-September 2024



FROM \$1649

| PART NO. | RATED CAPACITY | MAXIMUM LIFT HEIGHT | LIFT SPEED | MOTOR | PRICE |
|----------------|----------------|---------------------|------------|-------|-----------|
| TM9006-BL26030 | 260kg | 30m | 7-19m/min | 2100W | \$1649.00 |
| TM9006-BL49060 | 490kg | 60m | 5-16m/min | 2800W | \$2199.00 |

NEW

ITM WORKSHOP ELECTRIC WIRE ROPE HOISTS

- Industrial grade motor & robust construction
 - Auto stop at top and bottom
 - Hooks fitted with spring safety latches
 - Tested & certified to AS 1418.2
 - Up/Down Pendant controller with Emergency Safety Stop
 - Hook can be connected back onto the hoist to double the rated capacity. This reduces the lift height and lift speed by 50%
- *Arriving Late-September 2024



FROM \$299

| PART NO. | RATED CAPACITY | MAXIMUM LIFT HEIGHT | LIFT SPEED | MOTOR | PRICE |
|--------------|----------------|---------------------|------------|-------|----------|
| TM9008-00212 | 100/200kg | 6m/12m | 5m/10m/min | 510W | \$299.00 |
| TM9008-00512 | 250/500KG | 6m/12m | 5m/10m/min | 1000W | \$379.00 |

NEW

ITM SAFETY CHAIN HOOK SETS

- For quick attachment and removal of trailer safety chains from your vehicle
- Kit including:
 - 2x Hammer Type Connecting Links
 - 2x Eye Type Sling Hook with Safety Latch
- Grade 80 Components tested and certified to AS 3776:2015
- Conforms to ADR62/02



FROM \$39

| PART NO. | ATM (MAX TOWING CAPACITY) | MIN BREAK STRENGTH 4 TO 1 FACTOR (PER HOOK) | SUITS CHAIN SIZE | PRICE |
|-------------|---------------------------|---|------------------|---------|
| TM9804-2000 | 2000kg | 4480kg | 8mm | \$39.00 |
| TM9804-4000 | 4000kg | 8000kg | 10 & 13mm | \$49.00 |

ITM CHAIN BLOCKS

- Colour coded to W.L.L. for safety
- Load limited protection system
- Automatic double pawl braking system
- Hooks fitted with safety latches
- Grade 80 chain
- Tested & certified to AS 1418.2
- Test certificate supplied



FROM
• \$159

| PART NO. | W.L.L. CAPACITY | STANDARD LIFT | PRICE |
|--------------|-----------------|---------------|-----------------|
| TM9020-00202 | 250kg | 2 Metre | \$159.00 |
| TM9022-00503 | 500kg | 3 Metre | \$179.00 |
| TM9022-00506 | 500kg | 6 Metre | \$229.00 |
| TM9022-01003 | 1000kg | 3 Metre | \$189.00 |
| TM9022-01006 | 1000kg | 6 Metre | \$229.00 |
| TM9022-02003 | 2000kg | 3 Metre | \$269.00 |
| TM9022-02006 | 2000kg | 6 Metre | \$329.00 |
| TM9022-03003 | 3000kg | 3 Metre | \$359.00 |
| TM9022-03006 | 3000kg | 6 Metre | \$539.00 |
| TM9022-05003 | 5000kg | 3 Metre | \$559.00 |
| TM9022-05006 | 5000kg | 6 Metre | \$659.00 |

ITM LEVER BLOCKS

- 1.5m standard lift
- Colour coded to W.L.L. for safety
- Load limited protection system
- Automatic double pawl braking system
- Hooks fitted with spring safety latches
- Grade 80 chain
- Tested & certified to AS 1418.2
- Test certificate supplied



FROM
• \$139

| PART NO. | W.L.L. CAPACITY | STANDARD LIFT | PRICE |
|--------------|-----------------|---------------|-----------------|
| TM9040-00201 | 250kg | 1.5 Metre | \$139.00 |
| TM9040-00501 | 500kg | 1.5 Metre | \$159.00 |
| TM9042-00701 | 750kg | 1.5 Metre | \$199.00 |
| TM9042-01501 | 1500kg | 1.5 Metre | \$289.00 |
| TM9042-03001 | 3000kg | 1.5 Metre | \$409.00 |
| TM9042-06001 | 6000kg | 1.5 Metre | \$689.00 |
| TM9042-09001 | 9000kg | 1.5 Metre | \$989.00 |

ITM PUSH GIRDER TROLLEYS

- Durable all steel construction
- Colour coded to W.L.L. for safety
- Tested & certified to AS 1418.2
- Test certificate supplied



FROM
• \$129

| PART NO. | W.L.L. CAPACITY | BEAM WIDTH | PRICE |
|--------------|-----------------|------------|-----------------|
| TM9100-00500 | 500kg | 64-152mm | \$129.00 |
| TM9100-01000 | 1000kg | 64-203mm | \$179.00 |
| TM9100-02000 | 2000kg | 88-203mm | \$239.00 |
| TM9100-03000 | 3000kg | 100-305mm | \$379.00 |
| TM9100-05000 | 5000kg | 114-305mm | \$499.00 |

ITM GEARED GIRDER TROLLEYS

- Durable all steel construction
- Colour coded to W.L.L. for safety
- 3m Chain Length
- Tested & certified to AS 1418.2
- Test certificate supplied



FROM
• \$189

| PART NO. | W.L.L. CAPACITY | BEAM WIDTH | PRICE |
|--------------|-----------------|------------|-------------------|
| TM9102-01000 | 1000kg | 64-203mm | \$189.00 |
| TM9102-02000 | 2000kg | 88-203mm | \$249.00 |
| TM9102-03000 | 3000kg | 88-203mm | \$399.00 |
| TM9102-05000 | 5000kg | 100-305mm | \$549.00 |
| TM9102-10000 | 10,000kg | 114-305mm | \$1,149.00 |

ITM BEAM CLAMPS

- Durable all steel construction
- Colour coded to W.L.L. for safety
- Tested & certified to AS 4991



FROM
• \$99

| PART NO. | W.L.L. CAPACITY | BEAM WIDTH | PRICE |
|--------------|-----------------|------------|-----------------|
| TM9121-01023 | 1000kg | 75-230mm | \$99.00 |
| TM9121-02023 | 2000kg | 75-230mm | \$115.00 |
| TM9121-03032 | 3000kg | 90-320mm | \$179.00 |
| TM9121-05032 | 5000kg | 90-320mm | \$229.00 |
| TM9121-10032 | 10,000kg | 90-320mm | \$329.00 |

ITM VERTICAL LIFTING CLAMPS

- Suitable for vertical lifting of steel plates, beams & structures
- Locking device fitted for both open & closed positions
- Tested & certified to AS 4991



FROM
• \$99

| PART NO. | W.L.L. CAPACITY | OPENING | PRICE |
|--------------|-----------------|---------|-----------------|
| TM9122-00815 | 800kg | 15mm | \$99.00 |
| TM9122-01620 | 1600kg | 20mm | \$155.00 |
| TM9122-02025 | 2000kg | 25mm | \$185.00 |
| TM9122-03230 | 3200kg | 30mm | \$299.00 |
| TM9122-05050 | 5000kg | 50mm | \$449.00 |

ITM INVERTER GENERATORS

- Industrial grade 4 stroke engines
- 3 way cooling system to lower the running temperature and extend engine life
- Engine Smart Control (E.S.C.) intelligently controls rpm to further reduce noise and fuel consumption
- Pure sine-wave power
- 3 in 1 Multi-function control
- Robust construction
- Low oil sensor



FROM
.\$1099



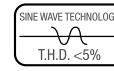
| PART NO. | MAX. WATTS | RATED WATTS | RUNTIME 50% LOAD | START SYSTEM | OUTLETS | PRICE |
|------------|------------|-------------|------------------|--------------|---------------|------------------|
| TM523-1800 | 1800W | 1600W | 7 HOURS | RECOIL | 1x 15A | \$1099.00 |
| TM523-3300 | 3300W | 2500W | 4.5 HOURS | RECOIL | 2x 15A | \$1499.00 |
| TM523-4500 | 4500W | 3500W | 8 HOURS | ELECTRIC | 2x 15A | \$1999.00 |
| TM523-7000 | 7000W | 6500W | 10 HOURS | ELECTRIC | 2x15A & 1x30A | \$3999.00 |

ITM CONSTRUCTION SERIES PETROL GENERATORS

- Powerful 4 stroke OHV engines
- Low oil sensor
- Digital multimeter display
- Large capacity fuel tanks
- Electric start with Remote & battery supplied
- Complete with handle & wheel kit



FROM
.\$1449



| PART NO. | KVA RATING | MAX. WATTS | RATED WATTS | ENGINE HP | IP66 OUTLETS | PRICE |
|------------|------------|------------|-------------|-----------|--------------|------------------|
| TM520-3400 | 4 KVA | 3400W | 3200W | 8HP | 1x 15A | \$1449.00 |
| TM520-5500 | 6.8 KVA | 5500W | 5000W | 13HP | 2x 15A | \$2129.00 |
| TM520-6500 | 8.1 KVA | 6500W | 6000W | 15HP | 2x 15A | \$2349.00 |
| TM520-8000 | 10 KVA | 8000W | 7500W | 17HP | 2x 15A | \$2599.00 |

ITM 50 LITRE AIR COMPRESSORS
50 Litre

- Durable copper wound motors
- Full brass non-return valve
- Soft start valve
- Condor pressure switches
- 145psi (10 bar) max. pressure
- Thermal overload protection
- Includes filter regulator with one-touch "Nitto style" couplers
- 200mm Solid rubber wheels
- 3-year pump warranty



FROM
.\$599

| PART NO. | PUMP | MOTOR | FAD | PRICE |
|-------------|-------------------------|-------------|-----------|------------------|
| TM350-25050 | DIRECT DRIVE, SINGLE | 2.5HP 10amp | 175 L/Min | \$599.00 |
| TM351-22050 | BELT DRIVE, V-TWIN | 2.2HP 10amp | 185 L/Min | \$899.00 |
| TM351-30050 | BELT DRIVE, SINGLE EURO | 3.0HP 15amp | 318 L/Min | \$1049.00 |

ITM 60 LITRE AIR COMPRESSORS
60 Litre

- Durable copper wound motors
- Full brass non-return valve
- Soft start valve
- Condor pressure switches
- 145psi (10 bar) max. pressure
- Thermal overload protection
- Includes filter regulator with one-touch "Nitto style" couplers
- 200mm Solid rubber wheels
- 3-year pump warranty



FROM
.\$999

| PART NO. | PUMP | MOTOR | FAD | PRICE |
|-------------|-------------------------|-------------|-----------|------------------|
| TM351-25060 | BELT DRIVE, V-TWIN | 2.5HP 10amp | 257 L/Min | \$999.00 |
| TM351-30060 | BELT DRIVE, TRIPLE | 3.0HP 15amp | 328 L/Min | \$1299.00 |
| TM352-55060 | BELT DRIVE, SINGLE EURO | 5.5HP HONDA | 355 L/Min | \$2299.00 |

ITM 90 LITRE AIR COMPRESSORS
90 Litre

- Ideal for commercial applications
- Durable copper wound motors
- Full brass non-return valve
- Soft start valve
- Condor pressure switches
- 145psi (10 bar) max. pressure
- Thermal overload protection
- Includes filter regulator with one-touch "Nitto style" couplers
- 200mm Solid rubber wheels
- 3-year pump warranty



FROM
.\$1179

| PART NO. | PUMP | MOTOR | FAD | PRICE |
|-------------|--------------------|-------------|-----------|------------------|
| TM351-25090 | BELT DRIVE, V-TWIN | 2.5HP 10amp | 257 L/Min | \$1179.00 |
| TM351-30090 | BELT DRIVE, TRIPLE | 3.0HP 15amp | 328 L/Min | \$1429.00 |

ITM ALUMINIUM TWIN TANK SILENCED NAILING COMPRESSORS

- Perfect for nailing applications
- Powerful 4 pole induction motors
- Oil free pumps for virtually maintenance free operation
- Very quiet, ideal for indoor use
- Light weight aircraft aluminium alloy tanks
- Compact and portable design
- Max. pressure: 135 psi (9.3 bar)
- One-touch "Nitto style" couplers
- 3-year complete warranty



FROM
.\$499

| PART NO. | TANK | MOTOR | FAD | WEIGHT | PRICE |
|-------------|------|-------|-----------|--------|-----------------|
| TM350-10010 | 10L | 1HP | 62 L/min | 19kg | \$499.00 |
| TM350-20016 | 16L | 2HP | 125 L/min | 26.4kg | \$599.00 |

NEW



ABAC BELT DRIVE AIR COMPRESSOR

- ABAC Compressors are synonymous with efficiency, reliability, and superior air powered solutions
- Highest quality components for demanding applications
- Very high FAD power output
- Twin cylinder belt drive pump
- Premium Condor pressure switch
- Filter regulator & twin Nitto-style coupler outlets
- 3 year motor and pump warranty
- Soft start valve & full brass non-return valve
- Max Pressure: 145 PSI (10 Bar)



FROM **.\$1399**

| PART NO. | TANK | PUMP | MOTOR | FAD | PRICE |
|---------------|------|--------|-------------|-----------|------------------|
| ABAC351-20050 | 50L | V-TWIN | 2.0HP 10amp | 245 L/Min | \$1399.00 |
| ABAC351-30100 | 100L | V-TWIN | 3.0HP 15amp | 400 L/Min | \$1799.00 |

NEW



ABAC STATIONARY AIR COMPRESSOR

- Very high FAD power output stationary compressors designed for heavy duty workshops with large volume air usage
- Highest quality components for demanding applications
- Premium Condor switches
- Filter regulator & twin Nitto-style coupler outlets
- 3 year motor and pump warranty
- Soft start valve & full brass non-return valve
- Max Pressure: 145 PSI (10 Bar)



FROM **.\$3699**

| PART NO. | TANK | PUMP | MOTOR | FAD | PRICE |
|---------------|------|--------|------------|------------|------------------|
| ABAC353-55150 | 150L | V-TWIN | 5.5HP 415V | 750 L/Min | \$3699.00 |
| ABAC353-75270 | 270L | TRIPLE | 7.5HP 415V | 950 L/Min | \$4999.00 |
| ABAC353-10270 | 270L | TRIPLE | 10HP 415V | 1250 L/Min | \$5899.00 |
| ABAC353-15500 | 500L | QUAD | 15HP 415V | 1915 L/Min | \$8699.00 |

ITM STATIONARY AIR COMPRESSORS

- Cast-iron cylinder with aluminium heads
- Powerful and efficient induction motors
- Soft start valve for motor protection
- Thermal overload protection with manual reset
- Full brass non-return valve
- Certified safety valve
- Reliable Condor pressure switch
- Includes twin outlet one-touch "Nitto style" connectors



FROM **.\$2699**

| PART NO. | TANK | PUMP | MOTOR | FAD | PRICE |
|-------------|------|--------|------------|------------|------------------|
| TM353-55200 | 200L | V-TWIN | 5.5HP 415V | 507 L/Min | \$2699.00 |
| TM353-75270 | 270L | TRIPLE | 7.5HP 415V | 704 L/Min | \$3599.00 |
| TM353-10270 | 270L | TRIPLE | 10HP 415V | 1143 L/Min | \$3999.00 |

NEW

ITM SILENCED CABINET PISTON COMPRESSORS

- An intelligent design to combine the quiet operation of a screw compressor with the cost benefits of a piston compressor
- Slower RPM to reduce noise & increase pump life
- Soundproof cabinet. Very quiet 65dB at 7m
- Compact design & easy to use control panel
- Powerful high efficiency induction motor



FROM **.\$3999**

| PART NO. | TANK | PUMP | MOTOR | FAD | PRICE |
|-------------|------|--------|------------|-----------|------------------|
| TM355-55270 | 270L | V-TWIN | 5.5HP 415V | 465 L/Min | \$3999.00 |
| TM355-75270 | 270L | TRIPLE | 7.5HP 415V | 595 L/Min | \$4499.00 |
| TM355-10270 | 270L | TRIPLE | 10HP 415V | 960 L/Min | \$4999.00 |

ITM ROTARY SCREW COMPRESSORS

- Complete package with screw, tank, dryer and pre/post filters
- Fully sealed cabinet with soundproofing and noise-reducing partitions to minimise noise
- Extra large surface cooler allows unit to operate at ambient temperatures under 46° C
- Premium filtration with ultra low oil carry over meaning less contamination resulting in cleaner air
- Intelligent control system with self-service timing management
- Nationwide service and warranty supported by Air Technology Group and ITM service network
- Max. Pressure: 145 psi (10 bar)



FROM **.\$12,500**

| PART NO. | TANK | NOISE | MOTOR | FAD | PRICE |
|-------------|------|--------|-----------|------------|--------------------|
| TM356-10270 | 270L | 66 dBA | 10HP 415V | 1080 L/Min | \$12,500.00 |
| TM356-15500 | 500L | 72 dBA | 15HP 415V | 1620 L/Min | \$13,500.00 |
| TM356-20500 | 500L | 73 dBA | 20HP 415V | 1980 L/Min | \$14,500.00 |

ITM REFRIGERANT DRYERS

- ITM refrigerant dryers guarantee dry and quality compressed air which prolongs the lifetime of your equipment and ensures a superior production quality. Water vapour is eliminated, avoiding corrosion in your compressed air network and tools. This lowers your maintenance costs and improves your overall production process for complete peace of mind.
- Nationwide service and warranty supported by Air Technology Group and ITM service network
- 13 Bar Max. Working Pressure
- 3/4 Thread G Connection



FROM **.\$1595**

| PART NO. | CAPACITY CFM | CAPACITY L/MIN | NOISE | POWER | PRICE |
|-----------|--------------|----------------|--------|-------|------------------|
| TM357-035 | 35 CFM | 990 L/min | 66 dBA | 350W | \$1595.00 |
| TM357-074 | 74 CFM | 2095 L/min | 72 dBA | 460W | \$2125.00 |



POWERED EQUIPMENT

FREIGHT CHARGES MAY APPLY. PRICES INCLUDE GST

PETROL PRESSURE WASHERS

- Powered by Australian approved Honda Engines
- Renowned Annovi Reverberi pumps
- Puncture proof solid treaded wheels
- Heavy-duty powder coated frame
- EPA & EMC certified
- Steel braided hoses
- Quick connect spray tips
- 2-Year trade warranty
- 3-Year Honda engine warranty

POWERED by
HONDA



ANNOVI
REVERBERI
PUMP

PRESSURE WASHERS



ITM 2500PSI, 5.5HP PETROL PRESSURE WASHER

- 5.5hp Genuine Honda GP160 engine, assembled to machine in Australia
- Max. Pressure: 2500psi (172 bar)
- Max. Flow Rate: 8.7 L/min
- Displacement: 163cc
- Fuel Tank: 3.1L
- Start Type: Recoil
- Pump type: AR Axial Pump
- Quick connect nozzles: 15°, 25°, 40°, Soap



BONUS

FOAM
CANNON
\$79 VALUE

•\$1149

| PART NO. | ENGINE | HOSE LENGTH |
|------------|-------------|-------------|
| TM542-2500 | 5.5hp GP160 | 7.6m |

ITM 3200PSI, 6.5HP PETROL PRESSURE WASHER

- 6.5hp Genuine Honda GX200 engine, assembled to machine in Australia
- Max. Pressure: 3200psi (220 bar)
- Max. Flow Rate: 9.5 L/min
- Displacement: 196cc
- Fuel Tank: 3.6L
- Start Type: Recoil
- Pump type: AR Axial Pump
- Quick connect nozzles: 0°, 15°, 25°, 40°, Soap



BONUS

SURFACE
CLEANER
\$189 VALUE

•\$1499

| PART NO. | ENGINE | HOSE LENGTH |
|------------|-------------|-------------|
| TM542-3200 | 6.5hp GX200 | 10m |

ITM 4200PSI, 13HP PETROL PRESSURE WASHER

- 13hp Genuine Honda GX390 engine, assembled to machine in Australia
- Max. Pressure: 4200psi (290 bar)
- Max. Flow Rate: 15.1 L/min
- Displacement: 389cc
- Fuel Tank: 6.1L
- Start Type: Recoil
- Pump type: AR Triplex Pump
- Quick connect nozzles: 0°, 15°, 25°, 40°, Soap



•\$2599

| PART NO. | ENGINE | HOSE LENGTH |
|------------|------------|-------------|
| TM542-4200 | 13hp GX390 | 15m |

ITM 535MM SURFACE CLEANER WITH WHEELS

- High quality ABS casing
- Dual stainless steel water jets
- Max. pressure 4200psi
- 4 Solid swivel castor wheels
- Bristle edge protection prevents water and debris from flicking up
- Ergonomic handle design
- For use with 3/8" Quick-Connect petrol pressure washer



• \$899

| PART NO. | HEAD DIAMETER | MAX. PRESSURE |
|-----------|---------------|---------------|
| TM541-021 | 535mm (21") | 4200psi |

NEW

ITM 30M PIVOTING BASE PRESSURE WASHER HOSE REEL

- Removable rotating base
- Heavy-duty steel construction
- Easy hand rewind
- 360° Rotation with locking mechanism
- 1.2m Leader hose
- Hose capacity: 30m x 3/8"
- Inlet: 3/8" BSP male plug
- Outlet: 3/8" BSP female socket
- Hose not included



• \$279

| PART NO. | HOSE CAPACITY | HOSE I.D |
|-----------|---------------|----------|
| TM541-030 | 30m | 3/8" |

NEW

ITM 30M PORTABLE PRESSURE WASHER HOSE REEL

- Heavy-duty steel construction
- Easy hand rewind
- Durable rubber feet
- 1.2m Leader hose
- Hose capacity: 30m x 1/4"
- Inlet: 3/8" BSP male plug
- Outlet: 3/8" BSP female socket
- Hose not included



• \$249

| PART NO. | HOSE CAPACITY | HOSE I.D |
|-----------|---------------|----------|
| TM541-032 | 30m | 1/4" |

FREIGHT CHARGES MAY APPLY. PRICES INCLUDE GST

NEW**ITM 2.8M PRESSURE WASHER EXTENDED WAND**

- 3/8" BSP Quick Connect fitting hose end
- 1/4" BSP Quick Connect fitting lance end
- Kit includes 4 lightweight aluminium poles that thread together
- 3200psi Maximum pressure

**• \$229**

| PART NO. | MAX. LENGTH | MAX. PRESSURE |
|-----------|-------------|---------------|
| TM541-007 | 2.8m | 3200psi |

ITM 400MM PRESSURE WASHER WATER BROOM

- Cast aluminium body
- 1/4" BSP Quick Connect fitting connects to lance
- Suitable for use with most petrol powered pressure washers
- 4 Spray jets
- 2 Swivel castors
- 4200psi Max. pressure

**• \$129**

| PART NO. | WIDTH | MAX. PRESSURE |
|-----------|-------|---------------|
| TM541-008 | 400mm | 4200psi |

ITM PRESSURE WASHER FOAM CANNON

- 1.5L tank capacity
- Simply attach to the pressure washer gun and add detergent to create mousse style foam
- Adjustable detergent dilution ratio
- Adjustable spraying pattern, fan to jet
- 1/4" BSP Quick Connect fitting connects to lance
- Suitable for use with most petrol powered pressure washers

**• \$79**

| PART NO. | CAPACITY | MAX. PRESSURE |
|-----------|----------|---------------|
| TM541-005 | 1.5L | 4200psi |

ITM PRESSURE WASHER TURBO NOZZLES

- 1/4" BSP quick connect fitting
- High strength ceramic core
- Brass casing

**FROM \$39**

| PART NO. | DESCRIPTION | PRICE |
|-----------|----------------------|----------|
| TM541-002 | 2500PSI TURBO NOZZLE | \$39.00 |
| TM541-003 | 4000PSI TURBO NOZZLE | \$79.00 |
| TM541-004 | 5000PSI TURBO NOZZLE | \$129.00 |

NEW**ITM 5.5M PRESSURE WASHER TELESCOPIC WAND**

- 3/8" BSP Quick Connect fitting hose end
- 1/4" BSP Quick Connect fitting lance end
- Telescopic design extends up to 5.5m length
- 4200psi Maximum pressure
- Includes harness

**• \$329**

| PART NO. | MAX. LENGTH | MAX. PRESSURE |
|-----------|-------------|---------------|
| TM541-006 | 5.5m | 3200psi |

ITM 1000MM PRESSURE WASHER WATER BROOM

- Water Broom includes trigger gun, handle, swivel castors and 7-nozzles
- Suitable for use with most petrol powered pressure washers
- 3/8" BSP Quick Connect fitting connects to hose

**• \$549**

| PART NO. | WIDTH | MAX. PRESSURE |
|-----------|--------|---------------|
| TM541-009 | 1000mm | 4200psi |

ITM 500MM PRESSURE WASHER UNDER-BODY WASH KIT

- Easily reaches across the undercarriage of cars
- 1/4" BSP Quick Connect fitting connects to lance

**• \$189**

| PART NO. | WIDTH | MAX. PRESSURE |
|-----------|-------|---------------|
| TM541-010 | 500mm | 4200psi |

ITM PRESSURE WASHER 6 IN 1 MULTI-ANGLE NOZZLE

- 0°, 15°, 25° & 40° spray pattern options
- 1/4" BSP quick connect fitting
- Stainless steel nozzle inserts
- 3600PSI maximum pressure

**• \$39**

| PART NO. | DESCRIPTION | MAX. PRESSURE |
|-----------|---------------------------|---------------|
| TM541-001 | 0°, 15°, 25° & 40° Nozzle | 3600psi |

ITM**PRESSURE WASHERS**

FREIGHT CHARGES MAY APPLY. PRICES INCLUDE GST

ITM BENCH DRILLS

- Quality casting, construction & componentry
- Emergency stop N.V.R. safety switch
- Supplied with Drill chuck, arbor & Safety guard



VIEW THE RANGE



FROM **\$249**

| PART NO. | CAPACITY | CHUCK | SPEED | MOTOR | PRICE |
|----------|----------|-----------|----------|-----------|-----------------|
| TD0813 | 13mm | 13mm | 5 Speed | 250W 240V | \$249.00 |
| TD1013 | 13mm | 13mm | 5 Speed | 375W 240V | \$369.00 |
| TD1316 | 16mm | 16mm #2MT | 16 Speed | 375W 240V | \$549.00 |
| TD1416 | 16mm | 16mm #2MT | 16 Speed | 450W 240V | \$669.00 |

ITM PEDESTAL DRILLS

- Quality casting, construction & componentry
- Emergency stop N.V.R. safety switch
- Supplied with Drill chuck, arbor & Safety guard



VIEW THE RANGE



FROM **\$595**

| PART NO. | CAPACITY | CHUCK | SPEED | MOTOR | PRICE |
|----------|----------|-----------|----------|------------|------------------|
| TD1316F | 16mm | 16mm #2MT | 16 Speed | 550W 240V | \$595.00 |
| TD1420F | 20mm | 20mm #3MT | 12 Speed | 750W 240V | \$749.00 |
| TD1825F | 25mm | 20mm #3MT | 12 Speed | 1500W 240V | \$1195.00 |
| TD2032F | 32mm | 20mm #4MT | 12 Speed | 1500W 240V | \$1449.00 |

ITM 1" HYDRAULIC PIPE BENDER

- 3/8", 1/2", 3/4", 1" Cast Steel Formers
- Cold bending, no pre-warming of pipe required
- Fast and easy setup on the jobsite
- Flip over top frame to easily remove bent pipe
- Supplied in metal carry case
- 150mm Stroke



FROM **\$355**

| PART NO. | BENDING ANGLE | FORCE CAPACITY |
|-------------|---------------|----------------|
| TM811-03025 | 0° to 90° | 6,000kg |

ITM 2" HYDRAULIC PIPE BENDER

- 1/2", 3/4", 1", 1-1/4", 1-1/2", 2" Cast Steel Formers
- Cold bending, no pre-warming of pipe required
- 2 Speed heavy-duty hydraulic pumping system
- Flip over top frame to easily remove bent pipe
- Heavy-duty castor wheels
- 250mm Stroke



FROM **\$575**

| PART NO. | BENDING ANGLE | FORCE CAPACITY |
|-------------|---------------|----------------|
| TM811-13050 | 0° to 90° | 13,000kg |

ITM VENTILATOR SETS

- Ventilator sets including 5 metre expandable ducting
- Ideal ventilation for workshops and confined areas
- Large capacity motors creating a very high flow rate



VIEW THE RANGE



FROM **\$249**

| PART NO. | FAN SIZE | DUCTING | FLOW RATE | MOTOR | PRICE |
|-----------|----------|-----------|-----------|------------|------------------|
| TPV200SET | 200mm | 5M Length | 25m³/min | 150W 240V | \$249.00 |
| TPV300SET | 300mm | 5M Length | 60m³/min | 550W 240V | \$315.00 |
| TPV400SET | 400mm | 5M Length | 128m³/min | 1500W 240V | \$965.00 |
| TPV500SET | 500mm | 5M Length | 138m³/min | 1500W 240V | \$1170.00 |
| TPV600SET | 600mm | 5M Length | 290m³/min | 2200W 240V | \$1610.00 |

ITM INDUSTRIAL WORKSHOP FANS

- Quality robust construction designed for everyday use in industrial workshops
- Zinc coated mesh
- Powder coated steel frame
- High output & quiet running
- 3 speed motor
- Oscillating function



FROM **\$179**

| PART NO. | FAN SIZE | PRICE |
|----------|-------------------------------|-----------------|
| TWF30 | 750mm Diameter Wall Mount Fan | \$179.00 |
| TPF30 | 750mm Diameter Pedestal Fan | \$209.00 |

ITM HEAVY DUTY INDUSTRIAL BENCH GRINDERS

- 25mm width grinding wheels with 36 & 60 grit
- Cast iron body and base
- Vibration absorbing pads on base
- Capacitor Start-Run motor
- Fully adjustable tool rests
- Large eye shields



FROM

\$219

| PART NO. | GRINDING WHEEL SIZE | MOTOR | WEIGHT | PRICE |
|-----------|---------------------|-----------|--------|-----------------|
| TM400-150 | 150mm | 370W 240v | 11.1kg | \$219.00 |
| TM400-200 | 200mm | 600W 240v | 16.7kg | \$299.00 |
| PO200HD | 200mm | 750W 240v | 23.0kg | \$349.00 |
| TM400-250 | 250mm | 900W 240v | 32.0kg | \$499.00 |

ITM BENCH GRINDERS WITH MULTITOOL BELT ATTACHMENT

- Industrial quality for demanding professional workshops
- Powerful Motors
- Genuine Multitool finishing attachment
- Extra heavy-duty tool rests & eye shields




FROM

\$439

| PART NO. | GRINDING WHEEL SIZE | MULTITOOL BELT SIZE | MOTOR | PRICE |
|-------------|---------------------|---------------------|-----------|-----------------|
| P0362-150 | 150mm | 915 x 50mm | 370W 240v | \$439.00 |
| P0362-200 | 200mm | 915 x 50mm | 600W 240v | \$479.00 |
| P0362-200HD | 200mm | 915 x 50mm | 750W 240v | \$499.00 |
| P0482-250 | 250mm | 1220 x 50mm | 900W 240v | \$799.00 |
| P0484-250 | 250mm | 1220 x 100mm | 900W 240v | \$999.00 |

MULTITOOL BELT & DISC GRINDING ATTACHMENTS

The Genuine Multitool is a renowned, Australian designed belt grinding attachment which can be used on most bench grinders. The technology replaces the grinding wheel and converts a traditional grinder into a sophisticated work station ideal for sanding, grinding, sharpening, shaping, polishing and refinishing



FROM

\$259

| PART NO. | MULTITOOL BELT SIZE | DISC SIZE | MINIMUM GRINDER POWER | PRICE |
|----------|---------------------|-----------|-----------------------|-----------------|
| P0362 | 915 x 50mm | 178mm | 1/2 HP 375W | \$259.00 |
| P0364 | 915 x 100mm | 178mm | 3/4 HP 600W | \$515.00 |
| P0482 | 1220 x 50mm | 178mm | 3/4 HP 600W | \$579.00 |
| P0484 | 1220 x 100mm | 178mm | 1 HP 750W | \$635.00 |

ITM 200MM BUFFING MACHINE

- Wheel Size: 200mm x 14mm
- Includes 200mm x 14mm stitched polishing mops
- Safety lock On/Off switch
- Cast iron body and base
- Vibration absorbing pads on base
- Capacitor Start-Stop motor
- Spindle Thread: M16 x 2mm



\$345

| PART NO. | MOTOR | SPEED | WEIGHT |
|-----------|----------|---------|--------|
| TM402-200 | 550 Watt | 2850rpm | 11.5kg |

ITM PREMIUM BENCH GRINDER STAND

- Industrial Bench Grinder Stand for use with most 200mm and 250mm bench grinders
- Excellent work height for comfortable extended use
- Heavy-duty steel construction
- Parts / water tray holder on front (tray not included)
- Pre-slotted top plate for multi-fit applications
- Pre-drilled base plate for easy mounting
- Heavy-duty powder coat finish
- Total Height: 855mm
- Weight: 11.5kg
- Top Plate: 350mm x 250mm x 5mm
- Base Plate: 350mm x 250mm x 5mm
- Upright Tube Dimension: 100mm x 100mm



\$169

| PART NO. | HEIGHT | WEIGHT |
|-----------|--------|--------|
| TM403-016 | 855mm | 11kg |

ITM PREMIUM BENCH GRINDER PEDESTAL STAND WITH EMERGENCY STOP SWITCH

- All of the specifications and features of the TM403-016 with the addition of an emergency stop switch
- For use with most 200mm and 250mm bench grinders
- Parts / water tray holder on front (tray not included)



\$259

| PART NO. | HEIGHT | WEIGHT |
|-----------|--------|--------|
| TM403-018 | 855mm | 14kg |

MAGNETIC BASE DRILLING MACHINES

- Australia's most comprehensive range of magnetic base drilling machines, cutters and accessories.
- With our wide range of machine styles, sizes and designs, there is a Holemaker machine to suit every application.

- Reliable and durable European made machines
- Value for money that far exceeds any other brand on the market
- Over 20 different models of magnetic drilling machines, stocked in Australia!
- Over 25 years of product development

CORDLESS

HOLEMAKER PRO 35 18V CORDLESS MAGNETIC BASE DRILL

- Cordless, Compact & lightweight European Made Machine
- 18V Brushless motor technology
- CAS Battery platform
- Ideal for onsite & overhead tasks
- Unique dual rail slide system increases machine rigidity and improves cutter life
- Includes:
 - 14, 18, 22mm cutters & pin
 - 4Ah Lithium ion battery & Charger



•\$2799

Holemaker
Drilling Solutions By TTM®

| PART NO. | CAPACITY DIA. x DEPTH | WEIGHT |
|---------------|-----------------------|--------|
| HMPRO35-18VK1 | 35 x 52mm | 11kg |

HOLEMAKER PRO 35 MAGNETIC BASE DRILL

- Quality, Compact & Robust European Made Machine
- Lightweight, only 10kg!
- Ideal for onsite & overhead tasks
- Capacity (diameter) 35mm
- Capacity (depth) 52mm
- Unique dual rail slide system increases machine rigidity and improves cutter life
- Gravity feed coolant system with magnetically attached bottle



•\$1199

Holemaker
Drilling Solutions By TTM®

| PART NO. | CAPACITY DIA. x DEPTH | WEIGHT |
|----------|-----------------------|--------|
| HMPRO35 | 35 x 52mm | 10kg |

HOLEMAKER PRO 42 MAGNETIC BASE DRILL

- Durable & Versatile European Made Machine
- Lightweight, only 12.5kg
- Large 165mm stroke
- Capacity (diameter) 42mm
- Capacity (depth) 52mm
- Gravity feed coolant system with magnetically attached bottle
- Optional twist drill chuck
- Plastic carry case



•\$1999

Holemaker
Drilling Solutions By TTM®

| PART NO. | CAPACITY DIA. x DEPTH | WEIGHT |
|----------|-----------------------|--------|
| HMPRO42 | 42 x 52mm | 12.5kg |

HOLEMAKER PRO 36AD MAGNETIC BASE DRILL

- European made
- Ultra low profile
- 176mm constant working height
- Lightweight, only 9.5kg!
- Capacity (diameter) 36mm
- Capacity (depth) 30mm
- Utilises standard 3/4" shank cutters



•\$2599

Holemaker
Drilling Solutions By TTM®

| PART NO. | CAPACITY DIA. x DEPTH | WEIGHT |
|-----------|-----------------------|--------|
| HMPRO36AD | 36 x 30mm | 9.5kg |

HOLEMAKER PRO 55 MAGNETIC BASE DRILL

- Durable & Versatile European Made Machine
- Lightweight, only 15.5kg
- Large 165mm stroke
- 2-speed gearbox
- Capacity (diameter) 55mm
- Capacity (depth) 75mm
- Gravity feed coolant system with magnetically attached bottle
- Optional twist drill chuck
- Plastic carry case



•\$2699

Holemaker
Drilling Solutions By TTM®

| PART NO. | CAPACITY DIA. x DEPTH | WEIGHT |
|----------|-----------------------|--------|
| HMPRO55 | 55 x 75mm | 15.5kg |

HOLEMAKER PRO 52-MT2 MAGNETIC BASE DRILL

- Versatile & Multi-Purpose, European Made Machine
- #2 Morse taper spindle, for use with drill chucks, taper shank drills, reamers etc. as well as annular cutters
- 2-speed gearbox
- Capacity (diameter) 52mm
- Capacity (depth) 52mm
- Lightweight - 16.5kg
- Plastic carry case



•\$2899

Holemaker
Drilling Solutions By TTM®

| PART NO. | CAPACITY DIA. x DEPTH | WEIGHT |
|-------------|-----------------------|--------|
| HMPRO52-MT2 | 52 x 52mm | 16.5kg |

HOLEMAKER PRO 65 MAGNETIC BASE DRILL

- A Steel Fabricators Work-Horse, designed just for use with Annular Cutters.
- Dual Rail slide system provides extremely good cutter life by minimising movement
- 2-speed gearbox
- Capacity (diameter) 65mm
- Capacity (depth) 75mm
- Powerful 1500W motor
- Lightweight, only 17kg
- Plastic case



.\$2999

Holemaker
Drilling Solutions By **FTM**®

| PART NO. | CAPACITY DIA. x DEPTH | WEIGHT |
|----------|-----------------------|--------|
| HMPRO65 | 65 x 75mm | 17kg |

HOLEMAKER SPECIAL 60 MAGNETIC BASE DRILL

- #2 Morse taper
- European made
- Capacity (diameter) 60mm
- Capacity (depth) 75mm
- 23mm #2MT drill bit capacity
- M20 Tapping Capacity
- 2-speed variable & reversing
- Powerful 1500W Italian motor
- Electronic clutch
- Overload and overheat protection
- Tilt sensor
- 360-degree visual monitoring system
- Intuitive top mount control panel
- Very light weight 17kg



.\$4499

Holemaker
Drilling Solutions By **FTM**®

| PART NO. | CAPACITY DIA. x DEPTH | WEIGHT |
|-------------|-----------------------|--------|
| HMSPECIAL60 | 60 x 75mm | 17kg |

HOLEMAKER SPECIAL 80 MAGNETIC BASE DRILL

- #3 Morse taper spindle
- European made
- Capacity (diameter) 80mm
- Capacity (depth) 110mm
- 25mm #3MT drill bit capacity
- M24 Tapping capacity
- 2-speed variable & reversing
- Powerful 1500W Italian motor
- Electronic clutch
- Overload and overheat protection
- Tilt sensor
- 360-degree visual monitoring system
- Intuitive top mount control panel
- Very light weight 18kg



.\$4999

Holemaker
Drilling Solutions By **FTM**®

| PART NO. | CAPACITY DIA. x DEPTH | WEIGHT |
|-------------|-----------------------|--------|
| HMSPECIAL80 | 80 x 110mm | 18kg |

HOLEMAKER SPECIAL 110 MAGNETIC BASE DRILL

- #3 Morse taper spindle
- European made
- Capacity (diameter) 120mm
- Capacity (depth) 110mm
- 32mm #3MT drill bit capacity
- M30 Tapping capacity
- 4-speed variable & reversing
- Powerful 2150W Italian motor
- Electronic clutch
- Overload and overheat protection
- Tilt sensor
- 360-degree visual monitoring system
- Intuitive top mount control panel
- Very light weight 25kg



.\$5999

Holemaker
Drilling Solutions By **FTM**®

| PART NO. | CAPACITY DIA. x DEPTH | WEIGHT |
|--------------|-----------------------|--------|
| HMSPECIAL110 | 120 x 110mm | 25kg |

HOLEMAKER SPECIAL 140 MAGNETIC BASE DRILL

- #4 Morse taper spindle
- European made
- Capacity (diameter) 150mm
- Capacity (depth) 110mm
- 47mm #4MT drill bit capacity
- M42 Tapping capacity
- 4-speed variable reversing
- Powerful 2150W Italian motor
- Electronic clutch
- Overload and overheat protection
- Tilt sensor
- 360-degree visual monitoring system
- Intuitive top mount control panel
- Very light weight 31kg



.\$6999

Holemaker
Drilling Solutions By **FTM**®

| PART NO. | CAPACITY DIA. x DEPTH | WEIGHT |
|--------------|-----------------------|--------|
| HMSPECIAL140 | 150 x 110mm | 31kg |

HOLEMAKER GOLD SERIES ANNULAR CUTTERS

- Available in sizes 12 - 60mm diameter
- Available in 25, 50 & 75mm depth of cut
- Titanium nitride coating
- Universal shank
- M2AL high speed steel material
- Multi-cut geometry



FROM

.\$63

25MM DEPTH

| PART NO. | DIAMETER | PRICE |
|----------|----------|-----------------|
| AT1225 | 12mm | .\$63.00 |
| AT1425 | 14mm | .\$63.00 |
| AT1625 | 16mm | .\$69.00 |
| AT1825 | 18mm | .\$71.00 |
| AT2025 | 20mm | .\$76.00 |
| AT2225 | 22mm | .\$86.00 |
| AT2425 | 24mm | .\$95.00 |

FROM

.\$80

50MM DEPTH

| PART NO. | DIAMETER | PRICE |
|----------|----------|------------------|
| AT1250 | 12mm | .\$80.00 |
| AT1450 | 14mm | .\$80.00 |
| AT1650 | 16mm | .\$84.00 |
| AT1850 | 18mm | .\$88.00 |
| AT2050 | 20mm | .\$100.00 |
| AT2250 | 22mm | .\$110.00 |
| AT2450 | 24mm | .\$120.00 |

NEW
**ITM VARIABLE SPEED
170MM X 170MM CAPACITY
SWIVEL HEAD BANDSAW**
WG SERIES

- Variable speed
- Control panel at front of saw
- Swivel head lock lever at front of saw
- Swivel head 0° to 60°
- Dual mode operation
 - Manual trigger switch, or
 - Control panel with hydraulic downfeed
- Industrial quality made in Taiwan
- Blade Size: 19mm x 0.9mm x 2110mm


.\$3499
CUTTING CAPACITY:
 Rectangular 90°: 210 x 100mm
 Square 90°: 170 x 170mm
 Square 45°: 110 x 110mm

| PART NO. | BLADE SPEED | MOTOR |
|-------------------|-----------------------|-------------------------|
| WG210SHV-1 | Variable Speed 80 mpm | 1hp Single Phase (240V) |

NEW
**ITM VARIABLE SPEED
215MM X 215MM CAPACITY
SWIVEL HEAD BANDSAW**
WG SERIES

- Variable speed
- Control panel at front of saw
- Swivel head lock lever at front of saw
- Swivel head 0° to 60°
- Dual mode operation
 - Manual trigger switch, or
 - Control panel with hydraulic downfeed
- Industrial quality made in Taiwan
- Blade Size: 27mm x 0.9mm x 2460mm


.\$4295
CUTTING CAPACITY:
 Rectangular 90°: 240 x 140mm
 Square 90°: 215 x 215mm
 Square 45°: 150 x 150mm

| PART NO. | BLADE SPEED | MOTOR |
|-------------------|-----------------------|---------------------------|
| WG270SHV-1 | Variable Speed 80 mpm | 1.5hp Single Phase (240V) |

**ITM 170MM X 170MM CAPACITY
SWIVEL HEAD BANDSAW**

- Swivel head 0° to 60°
- Dual mode operation
 - Manual trigger switch, or
 - Control panel with hydraulic downfeed
- Industrial quality made in Taiwan
- Blade Size: 19mm x 0.9mm x 2110mm
- Bed Height: 895mm
- Weight: 156kg
- Made in Taiwan
- Rectangular Capacity 90°: 220 x 100mm
- Square Cut Capacity 90°: 170 x 170mm
- Square Cut Capacity 45°: 110 x 110mm


.\$3295

| PART NO. | BLADE SPEED | MOTOR |
|------------------|---------------------|-------------------------|
| WP210SH-1 | Single Speed 80 mpm | 1hp Single Phase (240V) |
| WP210SH-3 | 2 Speed 40 / 80 mpm | 1hp Three Phase (415V) |

**ITM 220MM X 220MM CAPACITY
SWIVEL HEAD BANDSAW**

- Swivel head 0° to 60°
- Hydraulic down feed
- Blade Size: 27mm x 0.9mm x 2460mm
- Bed Height: 840mm
- Weight: 216kg
- Made in Taiwan
- Rectangular Capacity 90°: 260 x 110mm
- Square Cut Capacity 90°: 215 x 215mm
- Square Cut Capacity 45°: 145 x 145mm


.\$3995

| PART NO. | BLADE SPEED | MOTOR |
|------------------|---------------------|---------------------------|
| WP270SH-1 | Single Speed 72 mpm | 1.5hp Single Phase (240V) |
| WP270SH-3 | 2 Speed 36 / 72 mpm | 1.5hp Three Phase (415V) |

**ITM 300MM X 180MM
CAPACITY BANDSAW**

- Horizontal & vertical saw
- Swivel vice, 0° to 45°
- Hydraulic downfeed
- Incorporated recirculating coolant system.
- Non-voltage return ON/OFF switch & emergency stop switch
- Bed Height: 572mm
- Weight: 130kg
- Made in Taiwan
- Blade Size: 19mm x 0.9mm x 2360mm
- Rectangular Capacity 90°: 300 x 180mm
- Square Cut Capacity 90°: 180 x 180mm
- Square Cut Capacity 45°: 110 x 110mm


.\$2095

| PART NO. | BLADE SPEED | MOTOR |
|---------------|------------------------------|---------------------------|
| UE712A | 4 Speed 22 / 33 / 45 / 65mpm | 1.0hp Single Phase (240V) |

**ITM 310MM X 165MM CAPACITY
2-WAY SWIVEL HEAD BANDSAW**

- 2 way swivel head 0° to 60°(R), 0° to 45°(L)
- Hydraulic down feed
- Incorporated recirculating coolant system
- Brass chip brush
- Adjustable material stop
- Safety emergency stop switch.
- 27mm x 0.9mm x 2725mm
- Bed Height: 895mm
- Weight: 302kg
- Made in Taiwan
- Rectangular Capacity 90°: 310 x 165mm
- Square Cut Capacity 90°: 235 x 235mm
- Square Cut Capacity 45°: 185 x 185mm


.\$7995

| PART NO. | BLADE SPEED | MOTOR |
|------------------|--------------------|--------------------------|
| WP310DS-3 | 2 Speed 36 / 72mpm | 2.0hp Three Phase (415V) |

ITM 350MM COLD CUT SAW PRO KIT - CERMET

- ✓ Stainless Steel ✓ Mild Steel ✓ Aluminium
- ✓ Thin Material ✓ Thick Material
- 2 Blade kit
- 66 tooth T.C.T. blade
- 110 tooth cermet carbide blade for stainless steel
- Saves time & money giving cool cuts that need little to no finishing, eliminating any need for grinding or cool down time.
- Fully enclosed retractable guard increases user safety
- Heavy-duty vice: 90° - 45°
- Pipe vice attachment
- Maximum material dimensions:
90°: 120 x 120mm
45°: 120 x 90mm



• \$995

| PART NO. | CAPACITY | WEIGHT |
|------------|-------------|---------------------------|
| S14-PROKIT | 120 x 120mm | 3.0hp Single Phase (240V) |

ITM 350MM CERMET CARBIDE TIPPED BLADES HIGH PERFORMANCE METAL CUTTING BLADES

- Up to 3 times longer life than standard metal cutting T.C.T. blades
- Saves time & money, giving cool cuts that need little to no finishing
- Cuts stainless steel and mild steel



FROM

• \$259

| PART NO. | TEETH | DESCRIPTION | PRICE |
|-------------------|-------|----------------------------|-------|
| SSBL350-CERMET64 | 64 | General Use | \$259 |
| SSBL350-CERMET110 | 110 | Thin Materials & Stainless | \$289 |

MACC 400MM X 200MM BANDSAW

- 2 way swivel head
0° to 60° Right, 0° to 45° Left
- Dual direction heavy-duty vice
- Hydraulic down feed
- Weight: 530kg
- Recirculating coolant system
- Blade Size:
27mm x 0.9mm x 3200mm
- Rectangular Capacity 90°:
400 x 200mm
- Square Cut Capacity 90°:
280 x 280mm
- Square Cut Capacity 45° (R):
220 x 220mm



• \$15,995

| PART NO. | BLADE SPEED | MOTOR |
|-------------|---------------------|--------------------------|
| MB-411CSO-3 | 2 Speed 38 / 77 mpm | 2.0hp Three Phase (415V) |

MACC SEMI-AUTOMATIC 400MM X 200MM BANDSAW

- Semi-Auto Functions
- 2 way swivel head
0° to 60° Right, 0° to 45° Left
- Dual direction heavy-duty vice
- Weight: 575kg
- Recirculating coolant system
- Blade Size:
27mm x 0.9mm x 3200mm
- Rectangular Capacity 90°:
400 x 200mm
- Square Cut Capacity 90°:
280 x 280mm
- Square Cut Capacity 45° (R):
215 x 215mm



• \$19,995

| PART NO. | BLADE SPEED | MOTOR |
|------------|---------------------|--------------------------|
| MB-411MS-3 | 2 Speed 38 / 77 mpm | 2.0hp Three Phase (415V) |

MACC SEMI-AUTOMATIC 500MM X 370MM BANDSAW

- Semi-Auto Functions
- 2 way swivel head
0° to 60° Right, 0° to 60° Left
- Dual direction heavy-duty vice
- Weight: 820kg
- Recirculating coolant system
- Blade Size:
34mm x 1.1mm x 4610mm
- Rectangular Capacity 90°:
500 x 370mm
- Square Cut Capacity 90°:
370 x 370mm
- Square Cut Capacity 45° (R):
345 x 345mm



• \$29,995

| PART NO. | BLADE SPEED | MOTOR |
|------------|----------------------------|---------------------------|
| MB-420DI-3 | Variable Speed 22 - 73 mpm | 2.95hp Three Phase (415V) |

MACC SEMI-AUTOMATIC 620MM X 450MM BANDSAW

- Semi-Auto Functions
- 2 way swivel head
0° to 60° Right, 0° to 60° Left
- Dual direction heavy-duty vice
- Weight: 1250kg
- Recirculating coolant system
- Blade Size:
34mm x 1.1mm x 5270mm
- Rectangular Capacity 90°:
620 x 450mm
- Square Cut Capacity 90°:
450 x 450mm
- Square Cut Capacity 45° (R):
430 x 430mm



• \$33,995

| PART NO. | BLADE SPEED | MOTOR |
|------------|----------------------------|---------------------------|
| MB-650DI-3 | Variable Speed 23 - 95 mpm | 2.95hp Three Phase (415V) |

EHOMA FORGED STEEL F CLAMPS

- Premium quality forged steel clamps
- Tempered & hot forged steel
- Nickel & chrome plating



FROM

\$47

Ehoma
Clamping Solutions By ITM®

| PART NO. | SPAN X DEPTH | RAIL SIZE | CLAMPING FORCE | PRICE |
|-----------|--------------|--------------|----------------|-----------------|
| EC-G16CS | 160 x 80mm | 16 x 7.5mm | 300kg | \$47.00 |
| EC-G20CS | 200 x 100mm | 19.5 x 9.5mm | 450kg | \$62.00 |
| EC-G25CS | 250 x 120mm | 22 x 10.5mm | 550kg | \$76.00 |
| EC-G30CS | 300 x 140mm | 25 x 12mm | 670kg | \$95.00 |
| EC-G40CS | 400 x 175mm | 27 x 13mm | 1000kg | \$125.00 |
| EC-G60CS | 600 x 175mm | 27 x 13mm | 1000kg | \$140.00 |
| EC-G80CS | 800 x 175mm | 27 x 13mm | 1000kg | \$175.00 |
| EC-G100CS | 1000 x 175mm | 27 x 13mm | 1000KG | \$215.00 |

EHOMA QUICK ACTION FORGED STEEL F CLAMPS

- Ratchet type lever prevents overloading & resists vibration
- For high pressure, fast action clamping purposes



FROM

\$99

Ehoma
Clamping Solutions By ITM®

| PART NO. | SPAN X DEPTH | RAIL SIZE | CLAMPING FORCE | PRICE |
|----------|--------------|--------------|----------------|-----------------|
| EC-G16L | 160 x 80mm | 16 x 7.5mm | 300kg | \$99.00 |
| EC-G20L | 200 x 100mm | 19.5 x 9.5mm | 350kg | \$115.00 |
| EC-G30L | 300 x 140mm | 25 x 12mm | 500kg | \$155.00 |
| EC-G40L | 400 x 120mm | 25 x 12mm | 550kg | \$165.00 |
| EC-G50L | 500 x 120mm | 25 x 12mm | 550kg | \$205.00 |

EHOMA LOCKING PLIERS 3 PIECE SET

- Includes:
150mm Long Nose
175mm Straight Jaw
250mm Round Jaw



\$65

Ehoma
Clamping Solutions By ITM®

| PART NO. | DESCRIPTION |
|-------------|------------------------------|
| TM604-SET30 | Locking Pliers - 3 Piece Set |

EHOMA HEAVY DUTY FORGED STEEL F CLAMPS

- Larger rail sizes 30x15mm
- For heavy duty applications
- Changeable clamping heads
- Socket drive handle
- Up to 1000mm span available



FROM


\$170

Ehoma
Clamping Solutions By ITM®

| PART NO. | SPAN X DEPTH | RAIL SIZE | CLAMPING FORCE | PRICE |
|-----------|--------------|-----------|----------------|-----------------|
| EC-GS30C | 300 x 140mm | 30 x 15mm | 1200kg | \$170.00 |
| EC-GS40C | 400 x 120mm | 30 x 15mm | 1200kg | \$190.00 |
| EC-GS50C | 500 x 140mm | 30 x 15mm | 1200kg | \$205.00 |
| EC-GS60C | 600 x 120mm | 30 x 15mm | 1200kg | \$215.00 |
| EC-GS80C | 800 x 140mm | 30 x 15mm | 1200kg | \$280.00 |
| EC-GS100C | 1000 x 120mm | 30 x 15mm | 1200kg | \$310.00 |

EHOMA RATCHET HANDLE FORGED STEEL F CLAMPS

- The innovative ratchet system allows faster clamping in restricted working areas
- The comfortable non-slip handle makes it easier to achieve maximum clamping pressure
- Bi-directional ratcheting and free spin



FROM

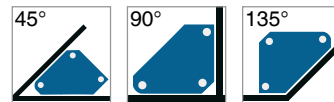
\$120

Ehoma
Clamping Solutions By ITM®

| PART NO. | SPAN X DEPTH | RAIL SIZE | CLAMPING FORCE | PRICE |
|----------|--------------|-----------|----------------|-----------------|
| EC-G30R | 300 x 140mm | 25 x 12mm | 670kg | \$120.00 |
| EC-G40R | 400 x 175mm | 27 x 13mm | 700kg | \$155.00 |
| EC-G60R | 600 x 175mm | 27 x 13mm | 700kg | \$185.00 |

ITM SWITCHABLE WELDING MAGNETS

- Powerful NdFeB magnet
- Turn the magnet OFF when setting up, turn ON when you are ready to work
- Ideal for round and square tubing, angle and flat stock
- Easy to clean. Simply turn OFF and wipe!



FROM

\$79

| PART NO. | FORCE | SIZE | PRICE |
|-----------|-------|-------|-----------------|
| TM650-020 | 30kg | 110mm | \$79.00 |
| TM650-022 | 55kg | 150mm | \$119.00 |

ITM 150MM TOW BAR HITCH VICE

- Quickly and easily mounts to any 2" tow hitch
- Also bench mountable
- Extra heavy-duty hardened jaws
- Integrated anvil for shaping and beating



• **\$249**

| PART NO. | JAW WIDTH | JAW OPENING | PIPE HOLDING CAPACITY | WEIGHT |
|-----------|-----------|-------------|-----------------------|--------|
| TM113-150 | 150mm | 120mm | 16 - 90mm | 12.8kg |

ITM 125MM MULTI-PURPOSE BENCH VICE

- Hardened & tempered jaws
- 360° Rotation with safety locking nuts
- 360° Swivel base
- Hardened anvil
- 25mm to 65mm pipe holding capacity



• **\$199**

| PART NO. | JAW WIDTH | JAW OPENING | PIPE HOLDING CAPACITY | WEIGHT |
|-----------|-----------|-------------|-----------------------|--------|
| TM101-125 | 125mm | 135mm | 25 - 65mm | 23kg |

ITM WORKSHOP BENCH VICES

- Hardened steel jaws
- Close grained cast iron body
- Integrated anvil for shaping and beating



FROM
• **\$115**

| PART NO. | JAW WIDTH | JAW OPENING | THROAT DEPTH | WEIGHT | PRICE |
|-----------|-----------|-------------|--------------|--------|-----------------|
| TM098-100 | 100mm | 110mm | 57mm | 7kg | \$115.00 |
| TM098-125 | 125mm | 125mm | 72mm | 10kg | \$165.00 |
| TM098-150 | 150mm | 150mm | 79mm | 14kg | \$209.00 |
| TM098-200 | 200mm | 200mm | 79mm | 22kg | \$295.00 |

ITM MECHANICS BENCH VICES

- Rugged all cast iron construction.
- Integrated anvil for shaping and beating.
- Extra heavy-duty sliding jaw and large diameter screw.
- 50 ± 5 HRC hardened carbon steel jaws



FROM
• **\$105**

| PART NO. | JAW WIDTH | JAW OPENING | THROAT DEPTH | WEIGHT | PRICE |
|-----------|-----------|-------------|--------------|--------|-----------------|
| TM100-075 | 75mm | 75mm | 50mm | 7.5kg | \$105.00 |
| TM100-100 | 100mm | 115mm | 55mm | 10kg | \$155.00 |
| TM100-125 | 125mm | 140mm | 70mm | 15.5kg | \$225.00 |
| TM100-150 | 150mm | 175mm | 80mm | 18kg | \$269.00 |
| TM100-200 | 200mm | 200mm | 100mm | 31kg | \$399.00 |

ITM STRAIGHT JAW FABRICATED STEEL BENCH VICES

- Extra heavy-duty
- Precision machined knurled jaws with V-Groove
- Precise sliding jaw
- Large diameter screw



FROM
• **\$199**

| PART NO. | JAW WIDTH | JAW OPENING | THROAT DEPTH | WEIGHT | PRICE |
|-----------|-----------|-------------|--------------|--------|-----------------|
| TM102-100 | 100mm | 115mm | 75mm | 10.5kg | \$199.00 |
| TM102-125 | 125mm | 135mm | 95mm | 18.6kg | \$335.00 |
| TM102-150 | 150mm | 170mm | 105mm | 22.6kg | \$375.00 |
| TM102-200 | 200mm | 265mm | 135mm | 37kg | \$690.00 |

ITM OFFSET JAW FABRICATED STEEL BENCH VICES

- Extra heavy-duty
- Precision machined knurled jaws with V-Groove
- Precise sliding jaw
- Large diameter screw



FROM
• **\$199**

| PART NO. | JAW WIDTH | JAW OPENING | THROAT DEPTH | WEIGHT | RRP |
|-----------|-----------|-------------|--------------|--------|-----------------|
| TM104-100 | 100mm | 120mm | 70mm | 11.2kg | \$199.00 |
| TM104-125 | 125mm | 140mm | 95mm | 20.3kg | \$375.00 |
| TM104-150 | 150mm | 170mm | 105mm | 25kg | \$399.00 |
| TM104-200 | 200mm | 265mm | 135mm | 60kg | \$965.00 |



BENCH VICES

FREIGHT CHARGES MAY APPLY. PRICES INCLUDE GST



M7 STANDARD TORQUE WRENCHES

- Nm engraved marking scales on the front, Ft-lb or in-lb on the back
- Non-slip knurled handle design
- Premium quality - Made in Taiwan
- Supplied in blow mold plastic case with certificate of calibration



FROM **\$95**

| PART NO. | DRIVE | TORQUE RANGE | PRICE |
|--------------|-------|----------------------------|------------------|
| M7-TE205025N | 1/4" | 5~25Nm (44.3~221.3in-lb) | \$95.00 |
| M7-TE225250N | 1/4" | 2.8~28.2Nm (2~20 ft-lb) | \$95.00 |
| M7-TE305025N | 3/8" | 5~25Nm (44.3~221.3in-lb) | \$95.00 |
| M7-TE320110N | 3/8" | 20~110Nm (14.8~81.1ft-lb) | \$94.00 |
| M7-TE428210N | 1/2" | 28~210Nm (20.7~154.9ft-lb) | \$99.00 |
| M7-TE450350N | 1/2" | 50~350Nm (36.9~258.1ft-lb) | \$175.00 |
| M7-TE820100N | 1" | 200~1000Nm (166~719ft-lb) | \$1185.00 |
| M7-TE830150N | 1" | 300~1500Nm (258~1070ft-lb) | \$2205.00 |
| M7-TE850250N | 1" | 500~2500Nm (443~1771ft-lb) | \$4085.00 |

M7 WINDOW SCALE TYPE TORQUE WRENCHES

- Window scale screen with both Nm and ft-lb indicated
- Very precise adjustment of the torque setting can be achieved, with the turn handle clicking with each 1Nm adjustment
- Turn lever to unlock and lock the torque setting
- Premium quality - Made in Taiwan
- Supplied in blow mold plastic case with certificate of calibration



FROM **\$190**

| PART NO. | DRIVE | TORQUE RANGE | PRICE |
|-------------|-------|---------------------------|------------------|
| M7-TW210222 | 1/4" | 2~25Nm (1.5~18ft-lb) | \$190.00 |
| M7-TW310552 | 3/8" | 5~50Nm (3.5~37ft-lb) | \$215.00 |
| M7-TW311102 | 3/8" | 10~100Nm (8~75ft-lb) | \$230.00 |
| M7-TW412202 | 1/2" | 20~200Nm (10~150ft-lb) | \$255.00 |
| M7-TW416302 | 1/2" | 60~300Nm (45~200ft-lb) | \$275.00 |
| M7-TW611602 | 3/4" | 100~600Nm (75~440ft-lb) | \$900.00 |
| M7-TW612102 | 3/4" | 200~1000Nm (150~740ft-lb) | \$1090.00 |

M7 DIGITAL TORQUE ADAPTORS

- Converts any standard Square Drive ratchet into an accurate digital torque wrench
- Flashing LED and audible notification when desired torque setting has been achieved
- Simple multifunction operation with Peak and Trace modes and angle set
- Shows units in: lb-in, lb-ft, Nm and kg.cm
- Can store 30 memory default values
- Auto power saving mode after 2 mins to save battery
- Accuracy: C.W. ± 1.5%, C.C.W. ± 2.5%
- Size: 75x42x39mm



FROM **\$165**

| PART NO. | DRIVE | TORQUE RANGE | PRICE |
|-----------|-------|---------------------------------|-----------------|
| M7-GTW930 | 3/8" | 6.8 - 135Nm (5.0 - 99.5 ft-lb) | \$165.00 |
| M7-GTW940 | 1/2" | 10 - 200Nm (7.4 - 147.5 ft-lb) | \$165.00 |
| M7-GTW941 | 1/2" | 17 - 340Nm (12.5 - 250.7 ft-lb) | \$200.00 |

M7 PROFESSIONAL TORQUE WRENCHES REVERSIBLE

- Nm engraved marking scales on the front, Ft-lb on the back
- Reversible - works in both clockwise and anti-clockwise direction
- Very precise adjustment of the torque setting can be achieved, with the turn handle clicking and locking with each 1Nm adjustment
- Pull back collar locking mechanism
- Premium quality - Made in Taiwan



FROM **\$110**

| PART NO. | DRIVE | TORQUE RANGE | PRICE |
|--------------|-------|----------------------------|------------------|
| M7-TB205025N | 1/4" | 5~25Nm (3.69~18.4ft-lb) | \$110.00 |
| M7-TB305025N | 3/8" | 5~25Nm (3.69~18.4ft-lb) | \$110.00 |
| M7-TB320110N | 3/8" | 20~110Nm (14.8~81.1ft-lb) | \$135.00 |
| M7-TB420210N | 1/2" | 20~210Nm (14.8~155ft-lb) | \$165.00 |
| M7-TB450350N | 1/2" | 50~350Nm (36.9~258.1ft-lb) | \$215.00 |
| M7-TB610060N | 3/4" | 100~600Nm (75~440ft-lb) | \$920.00 |
| M7-TB615080N | 3/4" | 150~800Nm (110~590ft-lb) | \$1070.00 |
| M7-TB620100N | 3/4" | 200~1000Nm (150~740ft-lb) | \$1185.00 |

M7 MINI DIGITAL TORQUE WRENCHES

- L.C.D. display
- Buzzer vibration and flash alarm
- Quick release head
- Reversible ratchet
- Non slip handle
- Accuracy: C.W. ± 3%, C.C.W. ± 4%



FROM **\$560**

| PART NO. | DRIVE | TORQUE RANGE | PRICE |
|--------------|-------|-----------------------------------|-----------------|
| M7-GMS203006 | 1/4" | 0.3 - 6Nm (0.221 - 4.424 ft-lb) | \$560.00 |
| M7-GMS207015 | 1/4" | 0.75 - 15Nm (0.554 - 11.07 ft-lb) | \$560.00 |
| M7-GMS212025 | 1/4" | 1.25 - 25Nm (0.923 - 18.45 ft-lb) | \$560.00 |

M7 DIGITAL TORQUE WRENCHES

- Buzzer vibration and flash alarm
- Reversible ratchet
- Operating Temperature: -10°C~ 60°C
- Humidity: Up to 90% non-condensing
- Battery Life (continuous operation): 110 hrs



FROM **\$490**

| PART NO. | DRIVE | TORQUE RANGE | PRICE |
|--------------|-------|----------------------------------|------------------|
| M7-GTW201030 | 1/4" | 1.5 - 30Nm (1.1 - 22 ft-lb) | \$490.00 |
| M7-GTW306135 | 3/8" | 6.8 - 135Nm (5.0 - 99 ft-lb) | \$520.00 |
| M7-GTW406135 | 1/2" | 6.8 - 135Nm (5.0 - 99 ft-lb) | \$540.00 |
| M7-GTW410200 | 1/2" | 10 - 200Nm (7.3 - 147 ft-lb) | \$615.00 |
| M7-GTW417340 | 1/2" | 17 - 340Nm (12 - 250 ft-lb) | \$740.00 |
| M7-GTW606060 | 3/4" | 60 - 600Nm (44.28 - 442.8 ft-lb) | \$1900.00 |
| M7-GTW610100 | 3/4" | 100 - 1,000Nm (73.8 - 738 ft-lb) | \$2250.00 |
| M7-GTW810100 | 1" | 100 - 1,000Nm (73.8 - 738 ft-lb) | \$2735.00 |

M7 1/2" DRIVE IMPACT SOCKET SETS

- Blow mould case



m7 FROM **\$88**

| PART NO. | DRIVE SIZE | Style | SET CONTENTS | PRICE |
|-------------|------------|----------|--|-----------------|
| M7-MB44014M | 1/2" | Standard | 10, 11, 12, 13, 14, 15, 16, 17, 18, 19, 21, 22, 26, 27mm | \$88.00 |
| M7-MB45010M | 1/2" | Deep | 10, 12, 13, 14, 15, 17, 19, 21, 24, 27mm | \$115.00 |

M7 1/2" DRIVE IN-HEX IMPACT SOCKET SETS

- Blow mould case



m7 FROM **\$110**

| PART NO. | DRIVE SIZE | SET CONTENTS | PRICE |
|-------------|------------|---|-----------------|
| M7-MB44008M | 1/2" | 6, 7, 8, 10, 12, 14, 17, 19mm | \$110.00 |
| M7-MB44008S | 1/2" | 1/4", 5/16", 3/8", 7/16", 1/2", 9/16", 5/8", 3/4" | \$110.00 |

M7 3/4" DRIVE IN-HEX IMPACT SOCKET SETS

- Blow Mould Case



m7 FROM **\$175**

| PART NO. | DRIVE SIZE | SET CONTENTS | PRICE |
|-------------|------------|-----------------------------------|-----------------|
| M7-MB66006M | 3/4" | 12, 14, 17, 19, 22, 24mm | \$175.00 |
| M7-MB66006S | 3/4" | 1/2", 9/16", 5/8", 3/4", 7/8", 1" | \$220.00 |

M7 IN-HEX BALL END IMPACT SOCKET SETS

- Blow Mould Case



m7 FROM **\$220**

| PART NO. | DRIVE SIZE | SET CONTENTS | PRICE |
|-------------|------------|--|-----------------|
| M7-MB47010M | 1/2" | 6, 7, 8, 10, 12, 14, 15, 17, 18 & 19mm | \$220.00 |
| M7-MB67006M | 3/4" | 14, 17, 19, 21, 24, 27mm | \$450.00 |

M7 TORX® IMPACT SOCKET SETS



m7 FROM **\$105**

| PART NO. | DRIVE SIZE | SET CONTENTS | PRICE |
|-------------|------------|--|-----------------|
| M7-MB46008R | 1/2" | T30, T40, T45, T47, T50, T55, T60, T70 | \$105.00 |
| M7-MB46010R | 1/2" | T20, T25, T27, T30, T40, T45, T50, T55, T60, T70 | \$125.00 |

M7 11 PIECE IMPACT ACCESSORY SET

Impact Adaptors:

- 1/4" F x 3/8" M, 3/8" F x 1/4" M, 3/8" F x 1/2" M, 1/2" F x 3/8" M, 1/2" F x 3/4" M, 3/4" F x 1/2" M, 3/4" F x 1" M and 1" F x 3/4" M

Impact Universal Joints:

- 1/4" Drive, 3/8" Drive and 1/2" Drive



m7 FROM **\$240**

| PART NO. | DESCRIPTION |
|-----------|--|
| M7-ME011N | 11 Piece, Impact Adaptor & Universal Joint Set |

M7 3/4" DRIVE DEEP SOCKET SETS

- Blow mould case



m7 FROM **\$250**

| PART NO. | DRIVE SIZE | SET CONTENTS | PRICE |
|--------------|------------|---|-----------------|
| M7-MB65008M1 | 3/4" | 21, 23, 24, 27, 30, 32, 36, 41mm | \$250.00 |
| M7-MB65008S | 3/4" | 1", 1-1/16", 1-1/8", 1-1/4", 1-5/16", 1-3/8", 1-7/16", 1-1/2" | \$260.00 |

M7 1" DRIVE DEEP IMPACT SOCKET SET

- Blow mould case
- 8 Piece,
- 27, 30, 32, 36, 38, 41, 46, 50mm



m7 FROM **\$420**

| PART NO. | DESCRIPTION |
|-------------|---|
| M7-MB85008M | 8 Piece, Impact Deep Socket Set 27 - 50mm |



HOLEMAKER 5 PIECE 3/8" CARBIDE BURR SET

- Double cut geometry for cutting ferrous metals
- Premium industrial quality carbide burrs

Package includes:

- 3/8" Cylindrical end cut
- 3/8" Cylindrical radius end
- 3/8" Ball shape
- 3/8" Tree shape radius end
- 3/8" Cylindrical aluminium cut



• \$175

| PART NO. | DESCRIPTION |
|-------------|----------------|
| CB-SET-01 | 1/4" Shank Set |
| CB6M-SET-01 | 6mm Shank Set |

HOLEMAKER SPIRAL FLUTE STEP DRILLS

- The Titanium Nitride coating significantly increases the tool life
- Increased surface hardness to 85HRC.
- Ceramic surface, reducing friction by up to 30%.
- Suitable for cutting a wide range of materials
- 3mm Step Length



FROM
• \$46

| PART NO. | SIZES INCLUDED | PRICE |
|------------|---|----------|
| SD4-20MM | 4, 6, 8, 10, 12, 14, 16, 18, 20mm | \$46.00 |
| SD5-25MM | 5, 7, 9, 11, 13, 15, 17, 19, 21, 23, 25mm | \$74.00 |
| SD6-30MM | 6, 8, 10, 12, 14, 16, 18, 20, 22, 24, 26, 28, 30mm | \$125.00 |
| SD6-32MM | 6, 8, 10, 12, 14, 16, 18, 20, 22, 25, 28, 30, 32mm | \$125.00 |
| SD7-40.5MM | 7, 10.5, 12.5, 14.5, 16.5, 18.5, 20.5, 23.5, 25.5, 30.5, 32.5, 38.5, 40.5mm | \$210.00 |

HOLEMAKER 3 FLUTE COUNTERSINK SETS

- 3 Flute high speed steel
- 90 Degrees angle



FROM
• \$59

| PART NO. | SIZES INCLUDED | PRICE |
|----------|--|----------|
| STSET-05 | 8.4, 12.4 & 20.5mm Diameter | \$59.00 |
| STSET-03 | 10.4, 16.5 & 25mm Diameter | \$79.00 |
| STSET-01 | 6.4, 8.4, 10.4, 12.4, 16.5 & 20.5mm Diameter | \$129.00 |

NEW

HOLEMAKER 5 PIECE 1/2" CARBIDE BURR SET

- Double cut geometry for cutting ferrous metals
- Premium industrial quality carbide burrs
- 1/4" Shank

Package includes:

- SA5 1/2" Cylindrical Square End
- SC5 1/2" Cylindrical Radius End
- SF5 1/2" Tree Shape Radius End
- SH5 1/2" Flame Shape
- SL4 1/2" Tapered Radius End



• \$279


| PART NO. | DESCRIPTION |
|-----------|-------------------------------|
| CB-SET-25 | 5 Piece 1/2" Carbide Burr Set |

HOLEMAKER SPIRAL FLUTE STEP DRILL SET

- The Titanium Nitride coating significantly increases the tool life by providing the following benefits:
- Increased surface hardness to 85HRC
- Ceramic surface, reducing friction by up to 30%
- Especially resistant to cold welding
- Suitable for cutting a wide range of materials

3 Piece Set Includes:

- 1 x SD4-20MM 4 - 20mm
- 1 x SD5-25MM 5 - 25mm
- 1 x SD6-30MM 6 - 30mm



• \$255

| PART NO. | SIZES INCLUDED |
|----------|------------------------|
| SDSET-1 | 4-20mm, 5-25mm, 6-30mm |

HOLEMAKER TCT HOLESAW SETS

- Premium Blow Mould Case
- Tungsten Carbide Teeth
- One-Piece Body Structure
- Safe Stopper Collar
- 4 different sets available



FROM
• \$199

| PART NO. | SIZES INCLUDED | CUTTING DEPTH | PRICE |
|-----------|------------------------------------|---------------|----------|
| MCS-SET5 | 16, 20, 25, 32, & 40mm Diameter | 4.5mm | \$199.00 |
| MCS-SET6 | 16, 20, 25, 32, 40 & 50mm Diameter | 4.5mm | \$229.00 |
| MCTR-SET5 | 16, 20, 25, 32, & 40mm Diameter | 25mm | \$249.00 |
| MCTR-SET6 | 16, 20, 25, 32, 40 & 50mm Diameter | 25mm | \$299.00 |

DRILL DOCTOR XP DRILL BIT SHARPENER

- Creates & sharpens split point bits
- Adjustable relief angle
- 240V motor
- 3-year warranty



Drill Doctor
The Drill Bit Sharpener

\$299

| PART NO. | DRILL BIT CAPACITY | SHARPENING ANGLE |
|----------|--------------------|------------------|
| DDXP | 2.5mm to 13mm | 118° |

DRILL DOCTOR 750X DRILL BIT SHARPENER

- Top of the line tradesman model
- 2.5mm to 19mm drill bit capacity
- Creates & sharpens split point bits
- 240V motor
- 3-year warranty



Drill Doctor
The Drill Bit Sharpener

\$649

| PART NO. | DRILL BIT CAPACITY | SHARPENING ANGLE |
|----------|--------------------|------------------|
| DD750X | 2.5mm to 19mm | 115° to 140° |

WORK SHARP PRECISION ADJUST KNIFE SHARPENER

- Sharpening angle can be easily adjusted from 15° to 30° in 1° increments to sharpen every knife you own
- 320 grit & 600 grit diamond plates to quickly restore a sharp edge, and a fine grit ceramic stone to hone an incredibly keen edge on any knife.



WORK SHARP
SHARPENERS

\$129

| PART NO. | DESCRIPTION |
|------------|----------------------------------|
| WSBCHPAJ-I | Precision Adjust Knife Sharpener |

WORK SHARP PRECISION ADJUST KNIFE SHARPENER - ELITE

- Includes the Precision Adjust Sharpener & Upgrade Kit in one bundle.
- Includes 220, 320, 400, 600, & 800 grit diamond plates, ceramic plate, leatherstrop, and ceramic rod for serrations
- Carry case and storage rack



WORK SHARP
SHARPENERS

\$285

| PART NO. | DESCRIPTION |
|--------------|--|
| WSBCHPAJ-ELT | Precision Adjust Knife Sharpener - Elite |

NEW

WORK SHARP ROLLING KNIFE SHARPENER

Compact and convenient, this sharpener ensures your kitchen is always equipped with razor-sharp blades

Magnetic Angle Block

- Quickly set a 15°, 17°, 20° or 25° angle to sharpen knives

Replaceable Abrasives

- Quickly change between 320 medium, 600 fine diamond, or ceramic hone.



\$259

| PART NO. | DESCRIPTION |
|-----------|-----------------------------------|
| WSKTRKS-I | Worksharp Rolling Knife Sharpener |

WORK SHARP PRECISION ADJUST PRO SHARPENER

- Professional level sharpener with metal construction
- Includes 7 abrasive grits: 220, 320, 400, 600, & 800 diamond, Fine Ceramic, Leather Strop
- Adjustable Angle from 15-30 degrees with included digital angle indicator.
- Small knife table attachment
- Replacement abrasives available
- 3 Year Warranty



WORK SHARP
SHARPENERS

\$559

| PART NO. | DESCRIPTION |
|--------------|----------------------------------|
| WSBCHPAJ-PRO | Precision Adjust Knife Sharpener |

WORK SHARP MK2, ELECTRIC KNIFE SHARPENER

- 240V Flexible Belt Sharpener
- Quickly toggle between the 25° angle for outdoor and pocket knives and the 20° angle for thinner blades and kitchen knives
- Two-speed motor, low speed for course grit belts when grinding & won't burn the knife or tool, and high speed for fine grit belts when honing a precise edge



WORK SHARP
SHARPENERS

\$239

| PART NO. | DESCRIPTION |
|----------|------------------------------|
| WSKTS2-I | Knife & Tool Sharpener Mk. 2 |

WORK SHARP KEN ONION EDITION ELECTRIC KNIFE SHARPENER

- 240V Electric knife sharpener
- The 3/4" x 12" premium, flexible engineered abrasive belts sharpen virtually any shape or type of knife
- The sharpening guide is fully adjustable in 1° increments from 15° to 30°
- Variable speed control 6000 - 14000rpm



WORK SHARP
SHARPENERS

\$439

| PART NO. | DESCRIPTION |
|----------|-----------------------------------|
| WSKTS-KO | Knife Sharpener Ken Onion Edition |

ITM 15M RETRACTABLE AIR HOSE REEL

- Reinforced P.V.C. hose
- Auto lock to any required length
- Auto track guided hose layering system
- Adjustable hose stopper
- Detachable 180° swivel mounting bracket
- Maximum pressure 250PSI


• \$175

| PART NO. | HOSE LENGTH | HOSE I.D. |
|-----------|-------------|-------------|
| TM300-015 | 15M | 10mm (3/8") |

ITM 30M FLOOR HOSE REEL

- Braided P.V.C. hose
- Durable powder coated, steel frame
- Wall mount bracket included
- Bend restrictor extends hose life
- Maximum pressure 300PSI


• \$219

| PART NO. | HOSE LENGTH | HOSE I.D. |
|-----------|-------------|-----------|
| TM300-030 | 30M | 8mm |

ITM PVC AIR HOSE

- High quality durable non-marking PVC air hose.
- 3/8" (10mm) I.D Hose
- Bend restrictor extends hose life.
- Grease, oil and abrasion resistant.


FROM \$39

| PART NO. | HOSE LENGTH | FITTINGS | PRICE |
|------------|-------------|-------------|-----------------|
| TM300-210 | 10M | NITTO STYLE | \$39.00 |
| TM300-220 | 20M | NITTO STYLE | \$59.00 |
| TM300-230 | 30M | NITTO STYLE | \$79.00 |
| TM300-1100 | 100M | NO FITTINGS | \$165.00 |
| TM300-1200 | 200M | NO FITTINGS | \$325.00 |

ITM 20M RETRACTABLE AIR HOSE REEL

- Hybrid Polymer High Flex hose
- Superior all-weather flexibility, will not kink, even in extreme temperatures -5°C to 65°C
- High visibility fluoro orange hose
- Auto lock to any required length
- Auto track guided hose layering system
- Adjustable hose stopper
- Detachable 180° swivel mounting bracket
- Maximum pressure 250PSI


• \$199

| PART NO. | HOSE LENGTH | HOSE I.D. |
|-----------|-------------|-------------|
| TM300-020 | 20M | 10mm (3/8") |

ITM 20M STEEL RETRACTABLE AIR HOSE REEL

- Superior all-weather flexibility, will not kink, even in extreme temperatures -5°C to 65°C
- Heavy-duty all steel body construction
- High visibility fluoro orange hose
- Auto lock to any required length
- Adjustable hose stopper
- Industrial quality
- 1/4" BSP male fittings
- Maximum pressure 250PSI


• \$259

| PART NO. | HOSE LENGTH | HOSE I.D. |
|-----------|-------------|-------------|
| TM300-022 | 20M | 10mm (3/8") |

ITM HIGH FLEX AIR HOSE FITTED WITH COUPLERS

- Hybrid polymer High-Flex hose
- Anti-kink technology, the hose will not kink under pressure
- All weather flexibility -5° to 65°C
- 300psi max. working pressure
- Hi-visibility for safety
- Quick Action Nitto style fittings


FROM \$69

| PART NO. | HOSE LENGTH | HOSE I.D. | PRICE |
|------------|-------------|-------------|-----------------|
| TM300-315N | 15mm | 10mm (3/8") | \$69.00 |
| TM300-330N | 30mm | 10mm (3/8") | \$99.00 |
| TM300-415 | 15mm | 12mm (1/2") | \$85.00 |
| TM300-430 | 30mm | 12mm (1/2") | \$139.00 |

M7 30CM HOSE HEAVY DUTY TYRE INFLATOR

- Range: 0 - 160 psi
- Hold on dual angle nozzle
- Heavy-duty body and rubber bumpers for protection
- Premium quality
- Made in Taiwan
- Weight: 1.2kg



• \$159

| PART NO. | MAX. PRESSURE | HOSE |
|----------|-----------------|------|
| M7-SB501 | 160psi (14 bar) | 30cm |

M7 ROUND GAUGE TRUCK TYRE INFLATOR

- Gauge size: 100mm
- Tyre valve clip nozzle
- Heavy-duty body and rubber bumpers for protection
- Premium quality
- Made in Taiwan
- Weight: 1.14kg



• \$185

| PART NO. | MAX. PRESSURE | HOSE |
|----------|---------------|-------|
| M7-SB423 | 220psi | 100cm |

ITM DIAL GAUGE TYRE INFLATOR

- High quality construction with anodized alloy body
- Easy to read dial type gauge with impact resistant rubber cover
- 40cm High flex hard wearing rubber hose
- Readouts: BAR, PSI, KPA & KG/CM2
- Inlet: 1/4" BSP Inlet



• \$39

| PART NO. | MAX. PRESSURE | HOSE |
|-----------|---------------|------|
| TM340-001 | 220psi | 40cm |

ITM DIGITAL GAUGE TYRE INFLATOR

- Multi function digital display in psi, bar and kPa
- Automatic shutdown
- 400mm Hard wearing rubber hose
- Impact protection cover
- Lightweight aluminium construction



• \$59

| PART NO. | MAX. PRESSURE | HOSE |
|-----------|---------------|------|
| TM340-002 | 200psi | 40cm |

M7 BENT NOZZLE AIR BLOW GUNS

- Working Pressure: 75-120psi
- Max. Pressure: 150psi
- Avg. Air Consumption (1/4" Hose): 13cfm
- Avg. Air Consumption (3/8" Hose): 15cfm



FROM \$15

| PART NO. | NOZZLE LENGTH | PRICE |
|----------|---------------|---------|
| M7-JC405 | 125mm (5") | \$15.00 |
| M7-JC410 | 250mm (10") | \$22.00 |
| M7-JC412 | 305mm (12") | \$23.00 |
| M7-JC424 | 610mm (24") | \$38.00 |
| M7-JC435 | 890mm (35") | \$51.00 |

M7 VENTURI NOZZLE SUPER AIR BLOW GUNS

- Venturi Nozzle delivery 3 times airflow
- Working Pressure: 75-120psi
- Max. Pressure: 150 PSI
- Avg. Air Consumption (1/4" Hose): 13cfm
- Avg. Air Consumption (3/8" Hose): 15cfm



FROM \$130

| PART NO. | NOZZLE LENGTH | PRICE |
|----------|---------------|----------|
| M7-JC640 | 1016mm (40") | \$130.00 |
| M7-JC680 | 2032mm (80") | \$215.00 |





ITM AIR FILTER REGULATORS

- Sintered bronze filter element
- Max. input pressure: 175psi
- Max. output pressure: 145psi
- 80ml drain capacity
- Includes mounting bracket



FROM **\$79**

| PART NO. | PORT SIZE | DRAIN STYLE | MAX. FLOW | PRICE |
|-----------|-----------|-------------|-----------|-----------------|
| TM340-012 | 1/4" | Semi-Auto | 1750L/min | \$79.00 |
| TM340-014 | 1/2" | Automatic | 3000L/min | \$129.00 |

STAR S770 SERIES SUCTION SPRAY GUN

- Pot size: 1000ml
- Includes: Gun, pot, stainless steel nozzle and needle
- A popular conventional high pressure spray gun that provides extremely fine atomisation for the D.I.Y. person to the professional



FROM **\$195**

Star

| PART NO. | NOZZLE SIZE | SPRAY PATTERN | PRICE |
|----------|-------------|---------------|-----------------|
| S770-11S | 1.5mm | 235mm | \$195.00 |
| S770-21S | 1.7mm | 245mm | \$195.00 |
| S770-31S | 2.0mm | 260mm | \$195.00 |
| S770-41S | 2.5mm | 275mm | \$205.00 |
| S770-51S | 3.0mm | 275mm | \$240.00 |

STAR SUCTION FEED TOUCH UP GUN

- Pot size: 250ml
- Includes: Gun, pot, stainless steel nozzle and needle
- Ideal for custom designing, auto touch-up work, detail spray work and stencil spraying



\$170

Star

| PART NO. | NOZZLE SIZE | SPRAY PATTERN |
|----------|-------------|---------------|
| SJ108 | 1.4mm | 120mm |

STAR S-106 SERIES GRAVITY FEED GUNS

- Pot size: 600ml
- Includes: Gun, pot, stainless steel nozzle and needle
- Provides constant paint flow at lower pressures, and extremely fine atomisation



FROM **\$230**

Star

| PART NO. | NOZZLE SIZE | SPRAY PATTERN | PRICE |
|-----------|-------------|---------------|-----------------|
| S106-141G | 1.4mm | 250mm | \$230.00 |
| S106-201G | 2.0mm | 270mm | \$230.00 |
| S106-251G | 2.5mm | 270mm | \$245.00 |
| S106-281G | 2.8mm | 270mm | \$245.00 |

ITM SUCTION FEED PROFESSIONAL SPRAY GUN

- Includes 1.4mm and 2.0mm stainless steel nozzles
- Provides a professional quality paint finish
- Adjustable air and paint flow control
- Lightweight aluminium body
- 1000ml Aluminium cup
- 1/4" BSP air inlet



\$99

| PART NO. | NOZZLE SIZE | SPRAY PATTERN |
|-----------|-------------|---------------|
| TM340-902 | 1.4 & 2.0mm | 160 - 240mm |

ITM GRAVITY FEED PROFESSIONAL SPRAY GUN

- Includes 1.4mm & 2.0mm stainless-steel nozzles
- Provides a professional quality paint finish
- Adjustable air and paint flow control
- Lightweight aluminium body
- 600ml Plastic pot
- 160 - 200mm pattern width
- 50psi Working pressure
- 1/4" BSP air inlet



\$99

| PART NO. | NOZZLE SIZE | SPRAY PATTERN |
|-----------|-------------|---------------|
| TM340-904 | 1.4 & 2.0mm | 160 - 200mm |

ITM AIR DIE GRINDER

- Ultra compact design with soft rubber grip
- Rear 4-speed regulator
- 360° Adjustable exhaust
- Free Speed: 25,000rpm
- Average Air Consumption: 113 L/min
- Air inlet: 1/4"
- Weight: 0.39kg



• \$65

| PART NO. | COLLET SIZE | OVERALL LENGTH |
|-----------|-------------|----------------|
| TM340-312 | 1/4" | 173mm |

ITM AIR DIE GRINDER KIT WITH 3 CARBIDE BURRS

- Ultra compact design with soft rubber grip
- Rear 4-speed regulator
- 360° adjustable exhaust

Includes 3x Carbide Burrs:

- 3/8" Cylindrical - End Cut (CB-SB3)
- 3/8" Oval Shape (CB-SE3)
- 3/8" Tree Shape - Radius End (CB-SF3)



• \$110

| PART NO. | COLLET SIZE | OVERALL LENGTH |
|---------------|-------------|----------------|
| TM340-312KIT3 | 1/4" | 173mm |

ITM 3/4" DRIVE COMPOSITE AIR IMPACT WRENCH

- Aluminium composite material construction
- Heavy duty twin hammer mechanism
- 3 Torque settings
- Soft rubber grip & ergonomic design
- Max. torque: 1200Nm (885ft/lb)
- Free speed: 4200rpm
- Average air consumption: 190 L/min
- Air inlet: 3/8"
- Weight: 4.3kg



• \$485

| PART NO. | SQUARE DRIVE | OVERALL LENGTH |
|-----------|--------------|----------------|
| TM340-145 | 3/4" | 255mm |

ITM AIR HYDRAULIC RIVETER

- Convenient one hand operation
- Set rivets up to 4.8mm in steel & aluminium and 4.0mm stainless steel
- 4 interchangeable nose pieces provided 2.4mm to 4.8mm
- Nose pieces to suit rivets: 2.4mm, 3.2mm, 4.0mm, & 4.8mm
- Stroke length: 16mm
- Traction power: 3,086lb (1400kg)
- Max. Capacity 4.8mm
- Working pressure: 90 PSI
- Weight: 1.42kg



• \$199

| PART NO. | STROKE LENGTH | WEIGHT |
|-----------|---------------|--------|
| TM340-802 | 16mm | 1.42kg |

ITM AIR NEEDLE SCALER

- Heavy-duty metal construction for durability
- Compact, lightweight & ergonomic design
- Needle quantity: 12
- Blows Per Minute: 2,800 BPM
- Stroke Length: 24mm
- Average Air Consumption: 57 L/min
- Length: 315mm
- Air Inlet: 1/4"



• \$119

| PART NO. | NEEDLE SIZE | WEIGHT |
|-----------|---------------|--------|
| TM340-414 | 125mm x 3.0mm | 1.1kg |

ITM AIR 6" PALM SANDER

- Ergonomic design with soft rubber grip
- 2 in 1 central and non-vacuum design
- Perfectly balanced sanding pad
- Rear exhaust directs air away from workpiece.
- Sanding Pad: 150mm (6")
- Free Speed: 10,000rpm
- Average Air Consumption: 127 L/min



• \$129

| PART NO. | FREE SPEED | WEIGHT |
|-----------|------------|--------|
| TM340-614 | 10,000 RPM | 1.1kg |





M7 1/2" DRIVE AIR IMPACT WRENCH

- Heavy Duty Twin Hammer
- Lightweight, only 2.1kg
- Low noise level, only 85dB
- Powerful, 1088Nm (800ft-lb) Max. torque
- 19mm Bolt capacity



• \$315

| PART NO. | SQUARE DRIVE | OVERALL LENGTH |
|------------|--------------|----------------|
| M7-NC4299Q | 1/2" | 194mm |

M7 1/2" DRIVE AIR MINI IMPACT WRENCH

- Jumbo hammer type
- Lightweight, only 1.6kg
- Compact size, only 115.5mm length
- Low noise level, only 85dB
- Powerful, 680Nm (500ft-lb) Max. torque
- 16mm Bolt capacity



• \$420

| PART NO. | SQUARE DRIVE | OVERALL LENGTH |
|------------|--------------|----------------|
| M7-NC4610Q | 1/2" | 115.5mm |

M7 1/2" DRIVE AIR IMPACT WRENCH

- Lightweight, only 1.7kg
- Powerful, 1650Nm (1200ft-lb) Max. Torque
- Extra heavy duty twin hammer
- Value for money, high quality & specs
- 25mm Bolt capacity
- Magnesium composite body
- Patented EZ grease anvil, ensuring maximum power is easily maintained



EASY GREASE ANVIL SERIES 

• \$505

| PART NO. | SQUARE DRIVE | OVERALL LENGTH |
|-------------|--------------|----------------|
| M7-NC4255QH | 1/2" | 179mm |

M7 1/2" DRIVE AIR IMPACT WRENCH

- Lightweight, only 1.8kg
- Compact size, only 141mm length
- Powerful, 1356Nm (1000ft-lb) Max. torque
- 25mm Bolt capacity
- Extra heavy duty twin hammer



• \$575

| PART NO. | SQUARE DRIVE | OVERALL LENGTH |
|------------|--------------|----------------|
| M7-NC4256Q | 1/2" | 141mm |

M7 3/4" DRIVE AIR IMPACT WRENCH

- Heavy-duty, long durability
- Lightweight, only 2.68kg
- Low noise level, only 83dB
- Powerful, 1650Nm (1200ft-lb) Max. torque
- Compact metal body, only 171mm length
- 25mm Bolt capacity
- Patented EZ grease anvil, ensuring maximum power is easily maintained



EASY GREASE ANVIL SERIES 

• \$795

| PART NO. | SQUARE DRIVE | OVERALL LENGTH |
|-------------|--------------|----------------|
| M7-NC6236QH | 3/4" | 171mm |

M7 3/4" DRIVE AIR IMPACT WRENCH, COMPOSITE

- Lightweight composite body, only 1.9kg
- Low noise level, only 85dB
- Very powerful, 1900Nm (1400ft-lb) Max. torque!
- Compact - Only 198mm Length
- 25mm Bolt capacity
- Patented EZ grease anvil, ensuring maximum power is easily maintained



EASY GREASE ANVIL SERIES 

• \$805

| PART NO. | SQUARE DRIVE | OVERALL LENGTH |
|-------------|--------------|----------------|
| M7-NC6255QH | 3/4" | 198mm |

M7 SUPER DUTY 3/4" AIR IMPACT WRENCH

- Spring mounted rotor blades for extra durability
- Magnesium housing
- Lightweight composite body, only 3.0kg!
- Low noise level, only 88dB
- Powerful, 2000Nm (1500ft-lb) Max. torque
- Super Duty, designed for the commercial tyre industry
- 30mm Bolt capacity



•\$1249

| PART NO. | SQUARE DRIVE | OVERALL LENGTH |
|-----------|--------------|----------------|
| M7-NC6266 | 3/4" | 205mm |

M7 3/4" D HANDLE AIR IMPACT WRENCH

- Bolt Capacity: 1-1/16" (27mm)
- Torque Range: 200-1400 ft-lb / 271-1898 Nm
- Max. Torque at 5 seconds: 1500 ft-lb / 2034 Nm
- Free Speed: 6000 RPM
- Air Requirement: 6.34 CFM / 90 PSI / 1/4" Inlet
- Overall Length: 320mm
- Net Weight: 5.7kg
- Sound Pressure: 106dBA
- Vibration Level: 3.3m/s²



•\$1910

| PART NO. | SQUARE DRIVE | OVERALL LENGTH |
|-----------|--------------|----------------|
| M7-NC6218 | 3/4" | 320mm |

M7 1" AIR IMPACT WRENCH

- New twin hammer type
- Bolt Capacity: 1-1/4" (30mm)
- Torque Range: 200-1300 ft-lb / 271-1762 Nm
- Max. Torque at 5 seconds: 1500 ft-lb / 2034 Nm
- Free Speed: 4800 RPM
- Air Requirement: 5.4 CFM / 90 PSI / 3/8" Inlet
- Net Weight: 5kg
- Sound Pressure: 92dBA
- Vibration Level: 6.1m/s²



•\$1520

| PART NO. | SQUARE DRIVE | OVERALL LENGTH |
|-----------|--------------|----------------|
| M7-NC8217 | 1" | 222mm |

M7 1" D HANDLE AIR IMPACT WRENCH

- Torque Range: 200-2000 ft-lb / 271-2710 Nm
- Max. Torque at 5 seconds: 2400 ft-lb / 3250 Nm
- Twin hammer mechanism
- D Handle Outside trigger
- Bolt Capacity: 1-7/16" (36mm)
- Free Speed: 4000 RPM
- Air Requirement: 10 CFM
- Net Weight: 12.1kg
- Sound Pressure: 100dBA
- Vibration Level: 10m/s²



•\$2060

| PART NO. | SQUARE DRIVE | OVERALL LENGTH |
|-----------|--------------|----------------|
| M7-NC8252 | 1" | 390mm |

M7 AIR DRILL 1/2" CHUCK

- Keyless chuck
- Reversible
- Free speed: 800rpm
- Length: 210mm
- Quiet, only 83dB
- Net weight: 1.7kg



• \$345

| PART NO. | CHUCK SIZE | OVERALL LENGTH |
|----------|-------------|----------------|
| M7-QE841 | 1/2" (13mm) | 210mm |

M7 EXTRA HEAVY DUTY AIR ANGLE GRINDERS

- Safety lever throttle
- 1.3hp motor for stall resistance
- One-piece housing reduces maintenance costs
- Heavy-duty air cooled spiral gears and double bearings for durability
- Swivel guard on 125mm
- Grinding wheel not included
- Imperial spindle models also available
- Free speed: 11000rpm



FROM \$600

| PART NO. | DIAMETER | SPINDLE | PRICE |
|------------|----------|---------|-----------------|
| M7-QB7114M | 100mm | M10x1.5 | \$600.00 |
| M7-QB7215M | 125mm | M14x2.0 | \$630.00 |





M7 BELT SANDER ADJUSTABLE ANGLE HEAD

- Sander arm can be adjusted to provide a 'dog leg' shape
- Free Speed: 16,000rpm
- Air Requirement: 4.0cfm / 90psi / 1/4" Inlet
- Net Weight: 1.4kg
- Sound Pressure: 88 dBA
- Vibration Level: 1.3m/s²



• \$565

| PART NO. | BELT SIZE | OVERALL LENGTH |
|------------|------------|----------------|
| M7-QB322RC | 20 x 520mm | 430mm |

M7 BELT SANDERS

- Superb quality pneumatic belt sander
- Free Speed: 16000 RPM
- Air Requirements: 4 CFM / 90 PSI / Inlet: 1/4"
- Sound Pressure: 88 dBA



FROM
• \$375

| PART NO. | BELT SIZE | OVERALL LENGTH | PRICE |
|----------|--------------|----------------|----------|
| M7-QB321 | 10 x 330mm | 320mm | \$375.00 |
| M7-QB322 | 20 x 520mm | 430mm | \$535.00 |
| M7-QB324 | 12.7 x 610mm | 455mm | \$480.00 |

M7 16MM STROKE HYDRAULIC AIR RIVETER

- Nozzle sizes: 2.4, 3.2, 4.0, 4.8mm
- 4.8mm (3/16") Aluminium & steel rivet capacity
- 4.0mm (5/32") Stainless rivet capacity
- Stroke length: 16mm
- Net weight: 1.5kg
- Traction power: 2303 lbf



• \$345

| PART NO. | STROKE LENGTH | RIVET CAPACITY |
|----------|---------------|----------------|
| M7-PA301 | 16mm | 2.4-4.8mm |

M7 14MM STROKE HYDRAULIC AIR RIVETER

- Superb quality pneumatic air riveter
- Nozzle sizes: 2.4, 3.2, 4.0, 4.8, 6.0 & 6.4mm
- 6.4mm (1/4") Aluminium & steel rivet capacity
- 4.8mm (3/16") Stainless rivet capacity
- Traction power: 3534 lbf



• \$775

| PART NO. | STROKE LENGTH | RIVET CAPACITY |
|----------|---------------|----------------|
| M7-PA201 | 14mm | 2.4-6.4mm |

M7 AIR SAW SET

- Quick change saw blade holder
- 5-piece file set and 12 saw blades are included
- Adjustable guard / guide controls depth of cut precisely

Package includes:

- Air saw tool
- 6pc 24TPI saw blades
- 6pc 32TPI saw blades
- 5pc File set
- Mini oiler 1/4"



• \$350

| PART NO. | QUANTITY | NET WEIGHT |
|-----------|--------------|------------|
| M7-QD291N | 21 PIECE SET | 0.6kg |

M7 AIR HAMMER SET

- Shank Type: Round
- Blows Per Minute: 3200BPM
- Air Requirements: 4 CFM / 90 PSI
- Inlet: 1/4"
- Net Weight: 1.7kg
- Sound Pressure: 98 dBA
- Vibration Level: 12.3m/s²

7 Piece Set Includes:

- 1pc Air hammer (M7-SC211C)
- 5pcs Chisel kit
- 1pc Spring retainer
- Blow Mould Case



• \$245

| PART NO. | SHANK SIZE | OVERALL LENGTH |
|------------|-----------------|----------------|
| M7-SC0517C | 10.2mm (0.401") | 175mm |

M7 AIR NEEDLE SCALER

- Stroke Length: 32mm
- Blows Per Minute: 5500BPM
- Air Requirements: 3 CFM / 90 PSI
- Inlet: 1/4"
- Net Weight: 1.3kg
- Sound Pressure: 86 dBA
- Vibration Level: 7.67m/s²



• \$309

| PART NO. | NEEDLE SIZE | OVERALL LENGTH |
|-----------|--------------------------|----------------|
| M7-SN1288 | 3mm x 123mm (12 per set) | 290mm |

M7 AIR PISTOL NEEDLE SCALER

- Stroke Length: 33mm
- Blows Per Minute: 3700BPM
- Air Requirements: 15 CFM / 90 PSI
- Inlet: 1/4"
- Net Weight: 2.8kg
- Sound Pressure: 97 dBA
- Vibration Level: 9.7m/s²



• \$575

| PART NO. | NEEDLE SIZE | OVERALL LENGTH |
|-----------|--------------------------|----------------|
| M7-SN2110 | 3mm x 180mm (19 per set) | 330mm |

M7 COMPACT AIR DIE GRINDER

- Safety lever throttle
- Collet Size: 1/4" & 1/8"
- Free Speed: 25000 RPM
- Air Requirements: 10 CFM / 90 PSI
- Inlet: 1/4"
- Rated Power: 0.3HP
- Net Weight: 0.38kg
- Sound Pressure: 81.5 dBA
- Vibration Level: 1.8m/s²



• \$165

| PART NO. | COLLET SIZE | OVERALL LENGTH |
|-----------|-------------|----------------|
| M7-QA111B | 1/4" & 1/8" | 155mm |

M7 STANDARD AIR DIE GRINDER

- Safety lever throttle
- Free Speed: 20000 RPM
- Air Requirements: 10 CFM / 90 PSI
- Inlet: 1/4"
- Rated Power: 0.9HP
- Net Weight: 0.65kg
- Sound Pressure: 75.7 dBA
- Vibration Level: 0.8m/s²



• \$200

| PART NO. | COLLET SIZE | OVERALL LENGTH |
|-----------|-------------|----------------|
| M7-QA211B | 1/4" & 1/8" | 190mm |

M7 90° ANGLE HEAD AIR DIE GRINDER

- 90° angle head.
- Safety lever throttle
- Free Speed: 19000 RPM
- Air Requirements: 10 CFM / 90 PSI
- Inlet: 1/4"
- Overall Length: 160mm
- Rated Power: 0.3HP
- Net Weight: 0.51kg
- Sound Pressure: 74.4 dBA
- Vibration Level: 1.7m/s²



• \$230

| PART NO. | COLLET SIZE | OVERALL LENGTH |
|-----------|-------------|----------------|
| M7-QA611B | 1/4" & 1/8" | 160mm |

M7 EXTENDED AIR DIE GRINDER

- Safety lever throttle
- Collet Size: 1/4" & 1/8"
- Free Speed: 25000 RPM
- Air Requirements: 10 CFM / 90 PSI
- Inlet: 1/4"
- Overall Length: 280mm
- Rated Power: 0.3HP
- Net Weight: 0.63kg
- Sound Pressure: 81.5 dBA
- Vibration Level: 1.8m/s²



• \$315

| PART NO. | COLLET SIZE | OVERALL LENGTH |
|-----------|-------------|----------------|
| M7-QA315B | 1/4" & 1/8" | 280mm |





SPECIAL OFFERS

FREIGHT CHARGES MAY APPLY. PRICES INCLUDE GST

ITM MAGNETIC WAND PICK UP TOOL

- Magnetic wand pick-up tool for cleaning up large amounts of heavy metal off-cuts, swarf and metal shavings
- Made from high quality stainless steel
- Fully sealed end, suitable for cleaning fluid tanks with swarf, plasma tubes and more
- Strong magnet to collect small metal off cuts
- Safety guard protects your hand from sharp metal shavings
- 390mm Length



SAVE \$30

NORMALLY \$105
• NOW \$75

| PART NO. | DESCRIPTION |
|----------|---------------------------------|
| MB-01 | 390mm Magnetic Wand Pickup Tool |

ITM MAGNETIC SWEEPER

- Magnetic sweeper for collecting metal shavings off the floor
- Aluminum housing with magnetic release handle
- Heavy-duty solid wheels
- Working width: 610mm
- Adjustable handle length: 780mm to 1140mm
- Magnetic pickup force: 15kg



SAVE \$40

NORMALLY \$189
• NOW \$149

| PART NO. | DESCRIPTION |
|----------|------------------------|
| MB-600 | 610mm Magnetic Sweeper |

M7 HEAVY DUTY DIGITAL TYRE INFLATOR

- Heavy duty industrial quality, for the professional workshop
- Large, tilted easy to read LCD display with backlight
- Tough, aluminium body with composite outer casing
- Readings in PSI, BAR and KPA.
- Impact absorbing bumper
- Two-stage trigger (inflate & deflate)
- Max. Pressure: 200psi (14.0 bar)
- Made in Taiwan



SAVE \$40

NORMALLY \$145
• NOW \$105

| PART NO. | MAX. PRESSURE | HOSE |
|-----------|-----------------|------|
| M7-SB3030 | 200psi (14 bar) | 30cm |

ITM AIR DIE GRINDER KIT WITH 5 CARBIDE BURRS

- Ultra compact design with rubber grip
- Rear 4-speed regulator
- 360° adjustable exhaust

Includes 5x Carbide Burrs :

- 3/8" Ball Shape
- 3/8" Tree Shape Pointed End
- 3/8" Flame Shape
- 3/8" Cylindrical Square End
- 3/8" Cylindrical Radius End



SAVE \$40

NORMALLY \$179
• NOW \$139

| PART NO. | COLLET SIZE | OVERALL LENGTH |
|---------------|-------------|----------------|
| TM340-312KIT5 | 1/4" | 173mm |

LOCAL DISTRIBUTOR